



- - Directory - -	
CID Board Directory	Pg 2
Noblesville Meet	Pg 3
KIT Report	Pg 4
Carmel Report	Pg 4
Super Sez	Pg 5
Convention Notes	Pg 5
The Year Was ??	Pg 5
Auction Call	Pg 5
Think of the Possibilities	Pg 7
The Depot	Pg 9
Care and Feeding of a Train Set	Pg 9

- Division Schedule -

January 8 & 9, 2005 GATS - Indianapolis

Come see us at the NMRA tables (Better yet, volunteer to work a couple of hours.)

January 30, 2005 (Sunday) - Noblesville

Hamilton County 4H Expo Center, 2003 Pleasant Street

Dealer Show & Meet - 10AM to 4 PM

CID Annual Auction - 2PM to 4PM - get those auction items ready!

For more information or tables: Larry Gilbert at 765-779-4039

April 10, 2005 (Sunday) - Danville IN

4H Building, Hendricks County Fairgrounds

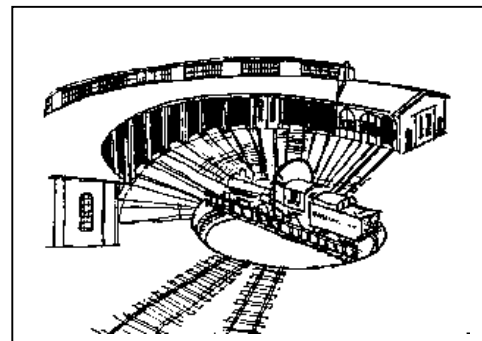
For more information or tables: Frank Hermanek at 317-487-6517

May 15, 2005 (Sunday) - 116th Street Layout Tour - Indy

Summer Activity - TBA

September 24, 2005 (Saturday) - Bedford IN

November 12, 2005 (Saturday) - Carmel IN



Extra Board

Robert Kanter's Greenwood Train Shows

Greenwood KofC 695 Pushville Rd., Greenwood IN

January 15, 2005, March 19, 2005, June 18, 2005, September 17, 2005, & November 19, 2005

From 10 till 3 - Admission is \$3.00 with children 12 and under free with an adult. Tables are \$15

Contact: Bob Kanter at 8209 Parsley Ln., Indianapolis, IN 46237

Ph: 317-888-1096, or e-mail Locomoto1@earthlink.net

<http://www.tracksntrains.com>

Feb, 5, 2005 (Saturday) Kokomo IN

Antique Toy and Train show - Johanning Civic Center from 11 till 4

Admission \$3.00 with children 12 & under free with paid adult.

Contact: David G Moree 4402 East 100 South in Kokomo IN 46902.

Ph: 765-457-1044 - e-mail docscodalenaking@aol.com

Feb 26, 2005 (Saturday) Muncie IN

Muncie and Western Railroad Club 14th Annual Train Show - Delaware Co Fairgrounds from 11 to 4.

Admission - \$3.00 - Children 12 & under free with paid adult

Proceeds benefit the Muncie Children's Museum

Contact: Brandon Mundell

Ph. 765-289-4257 x182 weekdays or 765-289-7674 weekends/evenings - e-mail bmundell@overlandmodels.com

April 22-24, 2005 Madison WI

Lake Junction 2005 - NMRA Midwest Region Convention

Quality Inn & Suites, Madison WI

For More Information: 2005 Lake Junction Registrar, 5667 Concord Drive, Fitchburg WI 53575-1906

The **RUSTY SPIKE** is the official publication of the Central Indiana Division, Midwest Region, National Model Railroad Association, and is published at least five times a year just prior to meets. It is sent FREE to all N.M.R.A. members in the C.I.D. and non-members may subscribe for \$5 per year. Articles for publication are welcome for the benefit of the readers and the hobby but cannot be paid for. Submit articles for publication to the Editor; address changes or mailing problems to the Circulation Manager; and advertising or advertising inquiries to the Editor.

Circulation Manager:

Jim Wilhite

4823 Buttercup Way - Anderson, IN 46013
Ph. 765-644-1887 - jwilhite@netdirect.net

Editor/Webmaster

Roger Hensley

602 E. 31st Street - Anderson, IN 46016-5416
Ph: 765-649-2367 - hensley6@localnet.com

CID web site

<http://cid.railfan.net/>

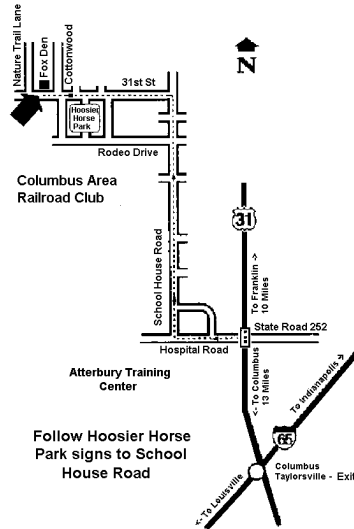


COLUMBUS AREA RAILROAD CLUB, INC.

The Columbus Area Railroad Club is dedicated to serving all those interested in the preservation of railroad history through the use of modeling, photography, artifact preservation, and railfanning.

Regular monthly meetings are the first Thursday at 7 p.m.

Memberships are available.



Public Hours:

Second Saturday of the month

Noon to 4:00 p.m.
Free admission

Location:

Johnson County Park
Fox Den
6978 S. Cottonwood
Edinburgh, IN

Phone:

812-526-4855

- Superintendent -

Gilbert, Larry
6675 S 200 E
Markleville IN 46056-9704
Phone: (765) 779-4039
Internet: leghome@iquest.net
Noblesville Meet Chair

- Asst. Superintendent -

Cain, Thomas
6383 Dover Road
Indianapolis IN 46220-4551
Phone: (317) 475-7834
Internet: atsf93@comcast.net
Model Contest Chair

- Paymaster -

Hermanek, Frank
6818 Westlake Rd
Indianapolis IN 46214-3822
Phone: (317) 487-6517
Internet: Fhermanek@aol.com
Danville Meet Chair

- Chief Clerk -

Kohut, Albert J.
7536 Rosslyn Ave.
Indianapolis IN 46240-3151
Phone: (317) 466-0033
Internet: Alkohut@comcast.net

- Trainmasters -

Roger Hensley - Anderson
Phone: (765) 649-2367
Internet: hensley6@localnet.com
Webmaster - Rusty Spike Editor

Matt Hewitt
2805 W. 25th Street
Anderson IN 46011
Phone: (765) 642-1804
Internet: the_ridge@juno.com
Clinic Chair

Trevor Jones - New Palestine
Phone: (317) 861-9786
Internet: Trevorjone@aol.com
Module Chairman

Charles Malinowski - Carmel
Phone: (317) 566-1748
Internet: bmry1905@yahoo.com
GATS & Pike Meet Chair

Bill Myers
5908 E. 169th Street
Noblesville IN 46062
Phone: (317) 773-7159
Internet: bmyers31@sbcglobal.net
AP Chairman

- Trainmasters -

Jim Wilhite - Anderson
Phone: (765) 644-1887
Internet: jwilhite@netdirect.net
Circulation & Membership Chair

Affiliate Trainmaster
Wayne Maple - Carmel
Phone: (317) 375-0832

Affiliate Trainmaster
Brad Philbrick - Fishers
Phone: (317) 577-4194
Asst. Layout Tour Chair

Past Superintendent
Bill Litkenhous - Bedford
Phone: (812) 275-3634
Internet: mrlit@dmrtc.net
Bedford Meet Chair
Layout Tour Chair

Photo Chairman
Mike Nicoletti - Fishers
Phone: (317) 578-8371
Internet: MNicolett4@aol.com

KIT Chair
Bob Morrison - Columbus
Phone: (812) 378-4275
Internet: rcj@iquest.net



Central Indiana Division N.M.R.A. <http://cid.railfan.net/>

Model Railroad Show and Meet Sunday - January 30, 2005 !! - Annual Division Auction - !!

Forms available on the web - <http://cid.railfan.net/auction.xls> - <http://cid.railfan.net/auction.pdf>

Location: 4-H Exhibition Center
Hamilton County 4-H Grounds
2003 Pleasant Street, Noblesville IN

Time: 10 AM to 4 PM Auction - 2 PM to 4 PM

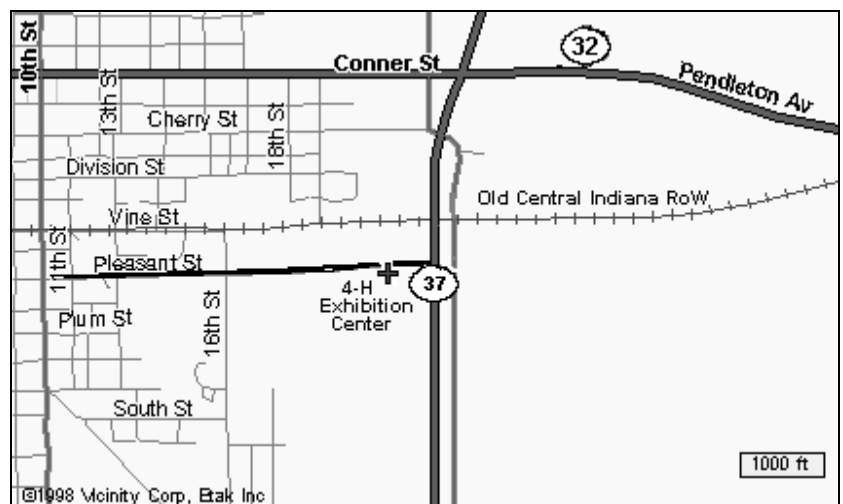
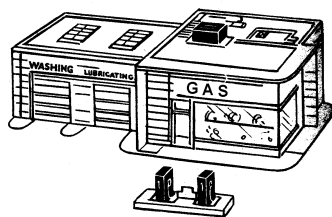
Admission: \$3.00 per person.
Children 12 and under FREE with paying Adult

Dealer Tables - Operating Layouts - 2 Clinics - Contests - Door Prize
Dealer Tables \$10.50 each [6 foot] - Set Up 8:00 AM to 10:00 AM

Notice: The CID KIT (Kids In Trains) Clinic will be held at both the January and April Meets. This is the young modeler's 'Make and Take' Clinic. Young modelers will be able to assemble a simple kit with the aid of N.M.R.A. members. The CID furnishes both the kits and tools and the completed kit is theirs to take home.

Contact: Larry Gilbert at (765) 779-4039 or Tom Cain at (317) 475-7834

**Photo and Slide Judging
Model Judging & Displays
- Popular Vote Contests -
Favorite Off-line Structure
& Favorite Train**



Door Prize Drawings good at
any dealer present on this day only

Next CID Meet is April 10, 2005 at Danville Indiana



Notice: The **CID KIT (Kids In Trains) Clinic** is the first clinic at Meets. It is the young modeler's 'Make and Take' Clinic where young modelers assemble a simple kit with the aid of **N.M.R.A.** members. The **CID** furnishes the kit and tools and the completed kit is theirs to take home.


**Carmel National Railroad Month Event
- KIT Report -
By Bob Morrison**

To say the **Kids In Trains** Display at the National Model Railroad Month Meet at the Carmel Library was swamped would be an understatement! The KIT table had brisk activity from the opening bell all the way to closing time! The New KIT Information Display featured an outline of the how the KIT project works, a history of the program to date with some fascinating facts about KIT participants, photos of past and present KIT Kids, and some examples of the types of projects that we do at our KIT Clinics during Division Train Shows.

While we did not do a traditional modeling project, we had a coloring page of an American 4-4-0 locomotive for our visitors to take home, the new **I'm a KIT Kid** sticker for all, and we handed out copies of the World's Greatest Hobby booklet "Getting Started with Model Trains". We also held a special drawing in which we gave away a train set to one of our KIT Kids at the end of the Carmel Event who came to the event. We had a total of 71 entries during the show! Remember I said we were swamped!! Our winner of the Life-Like Train Set was Emily Lynn Hogan of Noblesville. While I did not get Emily's age, it's not polite to as a lady her age you know, Mom tells me she is officially known around her home as the "Train Girl"! Dad is already a model railroader so Emily will have lots of help enjoying her new train set.

We had a great time getting the word out about model railroading and the KIT Program, and based on parent comments I may need a record number of volunteers to help at the Noblesville Show based on all who said they were coming so their children could participate in the KIT Clinic! It was a great day and we truly reached many who were not as they say, "were already part of the choir"! Can't wait until next year!

*Bob Morrison
KIT Program Manager*

www.railroadbooks.biz
800-55-GRIND 800 554-7463 812-391-2664
chuck@railroadbooks.biz
new..used..buy..sell
Chuck Macklin
 PO Box 4 - Bloomington IN 47402-0003
the history of technology 

**Report on 2004 National Model Railroad
Month Meet**

By Charles Malinowski


On Saturday, November 13th, The Central Indiana Division of the NMRA held its annual *November is National Model Railroad Month Meet* at the Carmel-Clay Public Library in Carmel, Indiana. The successes of this show exceed all of our expectations! During the first two hours the meet was open, Library staff counted 150 visitors with a steady stream that surely topped 250 for the day. Our guests were treated to a wide array of operating layouts that included Z, N, HO, S and O scales. The Division also had its information table to dispense help to new and veteran modelers alike. Many lively discussions were had at the Division table as friends updated each other on their layout and project progress. The *Hobby for a Lifetime* clinic was well received by a group of 25-30 guests. Our host, Ms. Kris Bell, Director of Children Services, and her staff of teen volunteers were a pleasure to work with.

This show would not have been as successful if it were not for the dedicated CID volunteers who brought layouts, staffed the information booth, and presented the clinic. **Thank you CID volunteers!** The 2005 meet planning is underway and we expect to use a larger, easier to access meeting room that will have space for members to display modeling projects, layout designs and photos. Please consider joining us in November 2005 to make this meet bigger and better!

Charles Malinowski

The Next Scheduled Board Meeting Date
is: Feb 20th
 at the
Fall Creek Township Hall – Fishers, IN
116th Street and Brook School Road
Look for the old schoolhouse on the corner
Meetings start at 1:00 PM
CID members are welcome.
Board members can confirm location and date.

Super Sez by Larry Gilbert



Ambassador Program

The Board of Directors for the CID is trying to get more people involved with CID. We are considering starting an Ambassadors program. What we are hoping this will do is give us more people at the ground level to answer questions, help fellow modelers, develop work/discussion groups and promote good will throughout the Division.

We would like to divide the Division into geographic areas to be determined by the Ambassadors and the Ambassador Coordinator. We will need someone from each area of the Division (maybe the general INDY area, Evansville, Terre Haute, Columbus and wherever else YOU think one would be useful) to be an ambassador and a general coordinator. If you would like to help with program please contact one of the Trainmasters or me Your Super (see page 2).

The changes at the National Organization level are starting to begin. As they proceed with their changes we will most likely wait until they have theirs all in place so we can change the way we operate here in the CID. I am looking forward to the changes because all of the new rules and regulations have to make us a more efficient and responsive organization, which has been needed for years.

I hope everyone had a safe and happy holiday season. I wish you all the best in the coming year.

*Your CID Super
Larry*


NMRA Convention Notes

The **Midwest Region's Lake Junction 2005** is being held April 22 – 24 in Madison WI at the Quality INN. Details and registration forms can be found in *The Waybill* or visit the MWR Web site <http://www.mwr-nmra.org>.

The 2005 **NMRA National Convention** and the **National Train Show** will be in Cincinnati OH. The **Cincinnati Limited** is hosted by Division 7, MCR July 3 - 9, 2005 followed by the **National Train Show**. Visit <http://www.nmra.org/2005/> for details. This is close enough that many of us can make it.

inventory software for the model railroader

Railfan Express



www.scotware.net

visit us for the NMRA calendar screensaver

And The Year Was 19 __

How many in CID will figure this one out? As I was organizing the archives I ran across the following articles in the old CID publication, the *CENTRAL Indiana Division NEWS*:

1. It was reported that the Durango And Silverton had a WASH OUT of its first five miles out of Durango on Sept 6th and some folks not knowing of this arrived for their trips only to find nothing till next spring when tickets would possibly be increased to \$8 from \$6.50 for the 49 mile trip.

2. The CID Fall meet was going to be held in Anderson at the Knights of Columbus Building. Admission would be \$1.00 with women and children under 12 free. Yup that's what it said, so I guess women under 12 were free - I'll be they meant women received free admission and so did the kids!

That CID NEWS issue (number 12) also announced it would be WASHED OUT and would be the last issue of the *CENTRAL Indiana Division NEWS* that was originated in 1965. But, it was being replaced by a new publication that would be issued four times a year. Mention was made that the first issue would be mailed by December but the name of the new publication was not mentioned. However, we all know it was the *Rusty Spike*. But how many of you know the year was 19 __ ?

So make a guess and on page 9 in this *Rusty Spike* you can compare your guess to the actual year.

Al Kohut

Auction Call

Remember that we need your donated Auction items at the Noblesville Meet. This year, to help speed things and make the CID Annual Auction more efficient, everyone who donates items to the auction will need to fill out a sheet listing the items either in advance or at the January Meet. Sheets will be available at the Meet, but for those wishing to get a jump on the process, you may download

(continued on Page 6)

(Auction Call - continued)

copies of the form from the CID web site in both Excel Spreadsheet format and as an Adobe Acrobat PDF. Those using the spreadsheet form may e-mail it to me and I will enter it into the computer in advance of the Meet, checking it off when the items arrive. This should improve tracking and help smooth things out.

We plan to hold the auction to the 2 hours allotted, and preparing the Auction Sheet in advance will help preparation. Last year we ran over far too long and we want to avoid that situation. With the new form and several volunteers to help as bid spotters and to feed the items to the auctioneer, we will have another great auction!

<http://cid.railfan.net/auction.xls>

<http://cid.railfan.net/auction.pdf>

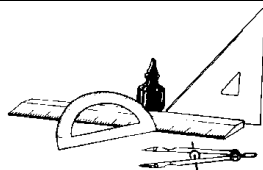
!! This Just In !!

Dick Cecil, Midwest Region President, plans to attend our January Meet at Noblesville

Pike ads are not included on the pdf version.

See the Pike Ads page on the CID web site for the current ads.

Modeling Corner



Think of the Possibilities!

By
Mike Nicoletti

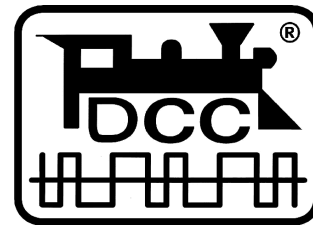
Now that you have converted your Layout to DCC and are enjoying the experience of individual train control, it's time to sit back and run trains---Maybe Not! Have you considered the other great functions that DCC can offer? Have you thought about controlling your turntable automatically by using DCC. How about controlling all of your turnouts (Slow-MO or Snap switch) or how about remotely turning on the lights in your town/buildings. Your town lights in your yard area can be controlled by DCC. How about remote controlled uncoupling magnets. One of the biggest benefits is automatic signaling, automatic position change of the "wyes" turnout at the throat of a reversing loop. The train comes in one side of the reversing loop and exits the other side, meanwhile the wye turnout throws to align with the exiting train.

Can you imagine all of these functions being activated by your handheld throttle? Well they can be.

Let's take a moment and talk about controlling your turntable. I am currently using the Walthers 90' Bridge motorized turntable. Note I am using the standard Walthers motor accessory for use with this turntable. The process is very simple, purchase a low cost 128 step, standard engine decoder. Take the decoder and temporarily connect it to your program track. Program a normal two-digit engine address. Now attach the decoder to the motor of your turntable. Be sure to connect motor leads of the Decoder to the motor leads of the turntable. Attach the two wires that would normally attach to the wheel power pickups of your engines, to your DCC power bus.

If you really want to get fancy when you build your turntable, add a light pole on the bridge, run two more wires through the hollow center of the bridge, cut of two pieces brass tubing who's diameter will fit tightly around this hollow shaft. Take the two wires going to the light pole solder to the brass rings. Construct two wiper arms (just like the wiper contact arms that supply power to the bridge track). Now connect wires to the two wipers, which in turn will be connected to forward head light output of the decoder. Note that you may need to

reprogram this light function, because when you reverse the direction of the turntable your light will go out. Most decoders will allow you to keep the headlights on in either direction. Check the programming CV's for the decoder you



purchased to be sure. Make sure you have built your turntable properly and it is smooth turning, no binding, and you will experience excellent turntable control. You will be able to move your bridge at a fraction of an RPM, which means that aligning the Bridge track and the input/output track will be very easy. **Don't forget to use a reversing circuit for the power going to the track on the Bridge. (Note: MRC makes a good, easy to install and inexpensive circuit.) Also do not wire the power for your turntable decoder to the power for the Bridge Track. You should take this power from the main DCC bus or at least from one of the input tracks to the turntable.** This is just one possibility to expand the use of your DCC system.

To Summarize, you can control your turntable, turn any lights on/off, and control your turnouts, turn on/off external sound systems, Control any small current draw motors i.e. water pumps, oil pumping rigs, Circus rides, any small animation detail that is on your layout. You can even control the lights in your train room by use of a decoder to interface to a special control box. How about animating your crossing gates either automatically or manual.

Remember, just keep thinking about the possibilities. Next time we can discuss how all of the is control can be run through a computer, which adds a whole new dimension to DCC. Let us hear from you. I know there are other **Great** ideas out there. Happy DCCing'.

Mike Nicoletti

Joining the CID List Discussion Group

Mike and many others can be found on the **CID List** and are more than willing to discuss DCC as well as other modeling areas. To join the **CID List**, send an e-mail with the Subject: subscribe cidlist to:

cidlist-subscribe@yahoogroups.com

You will receive a message asking if you want to join. Simply reply to that message. Or you can e-mail me directly at: hensley6@localnet.com and I'll add you. - *rph*

DCC Information Home Page
<http://www.dcc.info/>

Page Eight

Pike Ads

Have Been Removed

See the Pike Ad


Web Page

For the Ads

Without address

Information

The Depot



A funny thing happened...

A funny thing happened at the Carmel Meet. One of the modelers that I know told me that he was intimidated by all of the talk of scratchbuilding and kitbashing when all he really wanted to do was to operate. Those were not his exact words, but that is what he said.

That's a big "Oops!" folks. Many of our members do scratchbuild some fantastic stuff. Others are great at scenery while some build layouts that should be on the cover of magazines. Most of us aren't that good or that talented and some of us just like to run trains.

As CID Webmaster, I really enjoy showing off on our web site what our modelers and layout builders can do, but remember that those are photos and are generally staged at that. During the conversation, it was mentioned that the layouts in MR are fantastic and he could never do that. Well, when you break down a layout to four photos done by a professional, you can make almost any layout look great. Your layout is what YOU want it to be. Your operation is what YOU want it to be and if you just want to operate on someone else's layout or a club layout, that is YOUR part of the hobby. Sheesh, maybe you just want to come to Meets and meet and talk to other modelers. That is just another choice and there is absolutely nothing wrong with it!

I swear folks that we are NOT elitists. You do not need a 'Scratchbuilder's Certificate' to be a model railroader or an NMRA member. The scratchbuilding and kitbashing that I have done has always been to fill a need on the layout. It isn't award quality, but it LOOKS right on the layout and that is what counts to me.

I've said it before, I've never visited a layout that I didn't find something there that I liked. I've also visited Operating Sessions where the crew was moving traffic and enjoying it, and I've never asked how many of them have their own layout. It just doesn't matter.

The last thing I'll mention about this, is if you are having a problem with some aspect of your modeling, don't be afraid to ask around or join the **CID List** e-mail discussion list (see the information at the bottom of page 7). There are a lot of modelers who are willing to help. The other side of that is to remember that not everything

And The Year Was 19 __

It was 1970

works exactly the same for everybody. What works for you is best for you. And never forget that Model Railroading is FUN!

Roger

Care and Feeding of a Train Set by Jim Wilhite AKA "Dr. Loco"

'Tis the Season when many people get the train set out of the attic, along with the Christmas decorations, and set it up under the family tree. Here are a few tips to keep it running for many years of enjoyment and fond memories.

First, don't put the track directly on a rug or carpet. It will pick up tiny fibres which will work their way into the motor, gears, and wheel bearings. This will lead to heavy wear and eventual failure of the equipment. Instead, put a bed sheet, tree skirt, or cardboard on the rug under the tree and lay the track on that.

Clean the track for best performance to eliminate sparking and stalling of the loco. Use a rubber abrasive block like a "Bright Boy", or one of the liquid cleaners like "Goo Gone", or a metal polish like "Flitz". This will remove the oxide or rust that forms on steel track.

NEVER use steel wool to clean the track, simulate bushes or anywhere near a train set. The steel wool will shatter off and be attracted to the magnets in the motors, switch machines and operating accessories. That will result in complete destruction of the mechanism in a very short time. It can't be cleaned out and you can only replace the equipment.

Finally, put a small drop of hobby oil on the wheel bearings of the equipment. Use a light duty hobby oil like "LaBelle 108" or "Hob-e-Lube" or some now offered by Atlas. Be sure the oil says it's "plastic and paint compatible". Put only a small drop in each location, as excess oil can gather up dirt and lint and cause more problems than it helps.

Jim Wilhite

Rusty Spike Vol. 35 No.1
© Copyright 2005
Central Indiana Division,
Midwest Region, N.M.R.A.

Mailer Page Ten

These Commercial advertisers support the *Rusty Spike* with their advertising.

Your patronage is appreciated.

Big Four Hobbies

1005 East Main St.

Plainfield, IN 46229

(Across from PSI - 6 miles West of Airport on US 40)

Ph. (317) 837-1024

Columbus Area RR Club

President: Bill Bowen

P.O. Box 2653

Columbus, Indiana 47202-2653

(Foxes Den, Camp Atterberry)

HobbyTown, USA

Mars Center

6336 East 82nd Street

Indianapolis, IN

Ph. (317) 845-4106

Railfan Express

Doug Scott

www.scotware.net

Inventory Software for the Model Railroader

Train Central

Wayne Maple

6742 E. Washington Street

Indianapolis, IN 46229

Ph. (317) 375-0832

www.railroadbooks.biz

Chuck Macklin

chuck@railroadbooks.biz

1-800-554-7463

812-339-2724