



- - Directory - -

Super Sez .....Pg 2  
 Pike Twp Meet .....Pg 3  
 KIT and Judging Reports.....Pg 4  
 Rail Weathering Problems.....Pg 5  
 Extra & Election/Volunteer Call .....Pg 6  
 Final Run – Rich Meyer .....Pg 7  
 The Year was ?? .....Pg 7  
 Subscriber's Notice .....Pg 7  
 The Depot .....Pg 9

- Division Schedule -

**Notice:** The **CID KIT (Kids In Trains) Clinic** will be held at all of our Meets. This is the young modelers 'Make and Take' Clinic where young modelers assemble a simple kit or other item with the aid of **N.M.R.A.** members. The **CID** furnishes both the kit or items to be assembled and the tools to work with. The completed project is theirs to take home.

**October 18 & 19 2003 GATS - Indianapolis**

Come see us at the NMRA tables (Better yet, volunteer to work a couple of hours.)

**November 8, 2003 (Saturday) – Indianapolis (Pike Township)**

Pike Township High School, 6701 North Zionsville Road, Indianapolis, IN 46268

**Sponsored by the Pike Township Lions Club and the Central Indiana Division**

**Pancake Breakfast** – Serving starts at 7:30 – **CID Meet** from 9 AM - 1 PM

Operating Layouts, Displays and Clinics - KIT clinic from 9:30AM to 11:30AM - Favorite Train Contest

November is **Model Railroad Month** - Bring in new people - Admission is FREE ! (pancakes aren't)

**For more information call:** Charles Malinowski at 317-566-1748

**January 3 & 4 2004 GATS - Indianapolis**

**January 25, 2004 (Sunday) – Noblesville IN**

Hamilton County 4H Expo Center, 2003 Pleasant Street

Dealer Show & Meet - 10AM to 4 PM

CID Annual Auction - 2PM to 4PM - get those auction items ready!

**For more information or tables:** Larry Gilbert at 765-779-4039

**March/April (TBA) 2004 (Sunday) - Danville, IN**

4H Building, Hendricks County Fairgrounds

**For more information or tables:** Frank Hermanek at 317-487-6517

**Extra Board**

**November 15, 2003 (Saturday)**

**Terre Haute Model Railroad Show - 10:00 am to 3:00 pm**

**Terre Haute National Guard Armory, 3614 Maple Ave.**

Admission \$3.00 Adults

- children 12 and under free with paid adult

**Contact:** Jim Nolan (812) 268-6667 or jnolan@joink.com


**December 6, 2003 (Saturday)**

**!! Naptown & White River Model RR Club and the St. Joe Show combined show !!**

10:00AM to 3:00PM - Central Catholic School, 1155 East Cameron, Indianapolis

**Contact:** Carl Tomamichel, 222 South 11th Ave., Beech Grove, IN 46107 – Evenings 317-786-1183


**More Extra Board on Page 6**



Attention Clubs - Notices of club open houses will be included in the Division calendar upon notification in writing. Deadlines for each Spike are six weeks prior to each Division meet. Send info to Roger Hensley (see page 2). Include club name, address, date and time of function. Also include name, address and phone number of sponsor or contact.

# Super Sez

by Larry Gilbert



I had a family obligation the weekend of our Bedford Meet and was unable to attend. From all reports it was one of the better ones. Sorry I missed a great time.



Well now that fall is upon us, it is time to start working on our Model RR's again. I have a few Christmas presents to make before freezing weather sets in and then

it is off to the train room for some serious building. I have scenery to do, ballasting of track and structure completion to get done. I can run trains around all parts of the layout and switch the yard but it looks very bare without the structures and other scenery. I do have several hundred trees to PLANT/install.

I hope everyone had a safe and great summer. I know that it was not nearly long enough to suit me or hot enough. We only had around 5 days of 90 degree or better weather and I sure missed them. Our next outing will be the GATS show at the Indiana State Fairgrounds and the joint effort with the Pike Township Lions club with our trains and breakfast Saturday the second Saturday of November. The train part is free, the pancakes and sausage and gravy are not. So join us at Pike High School November 8th. Breakfast starts at 7AM and the trains will be running around 9AM.

*Your CID Super  
Larry*

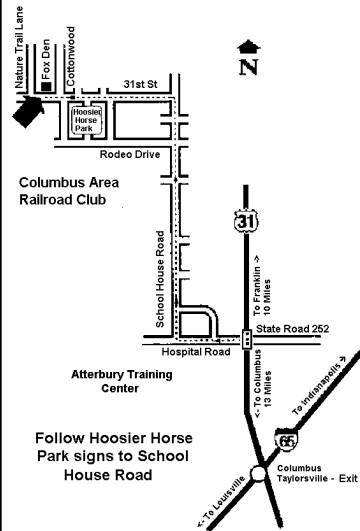
**Check the NMRA web site for the latest news of the Association  
The Long Range Plan (pdf)  
and Proposed Regulations (pdf)  
at:  
<http://www.nmra.org/>**

## COLUMBUS AREA RAILROAD CLUB, INC.

The Columbus Area Railroad Club is dedicated to serving all those interested in the preservation of railroad history through the use of modeling, photography, artifact preservation, and railfanning.

Regular monthly meetings are the first Thursday at 7 p.m.

Memberships are available.



**Public Hours:**  
Second Saturday of the month

Noon to 4:00 p.m.  
Free admission

**Location:**  
Johnson County Park  
Fox Den  
6978 S. Cottonwood  
Edinburgh, IN

**Phone:**  
812-526-4855

The **RUSTY SPIKE** is the official publication of the Central Indiana Division, Midwest Region, National Model Railroad Association, and is published at least five times a year just prior to meets. It is sent FREE to all N.M.R.A. members in the C.I.D. and non-members may subscribe for \$5 per year. Articles for publication are welcome for the benefit of the readers and the hobby but cannot be paid for. Submit articles for publication to the Editor; address changes or mailing problems to the Circulation Manager; and advertising or advertising inquiries to the Editor.

### Superintendent:

Larry Gilbert  
6675 S. 200 E  
Markleville, IN 46056  
Ph. 765-779-4039

### Asst. Superintendent:

Thomas Cain  
6383 Dover Road  
Indianapolis, IN 46220-4551  
Ph. 317-475-7834

### Chief Clerk:


Al Kohut  
7536 Rosslyn Ave.  
Indianapolis, IN 46240  
Ph. 317-466-0033

### Circulation Manager:

Jim Wilhite  
4823 Buttercup Way  
Anderson, IN 46013  
Ph. 765-644-1887

### Editor/Webmaster

Roger Hensley  
602 E. 31st Street - Anderson, IN 46016  
Ph: 765-649-2367 - [madisonrails@railfan.net](mailto:madisonrails@railfan.net)



**Central Indiana Div., N.M.R.A.**  
and  
**The Pike Township Lions Club**  
host the

**November is Model Railroad Month**  
**'Model Railroad Meet'**  
and  
**Lions Club Pancake Breakfast**  
**Saturday - November 8, 2003**

**Location:** Pike Township High School  
6701 North Zionsville Road, Indianapolis, IN

**Time:** Model Railroad Meet - 9 AM to 1 PM  
Pancake Breakfast serving starts at 7:30 AM

**Admission:** Meet admission is FREE (Pancakes aren't).

**What:** Operating Layouts, Clinics and Displays

-- Want to learn more about what we believe is the World's Greatest Hobby? --  
Then come out to the Pike Township High School, see operating trains, take part in the clinics  
and talk model railroading with the model railroaders that you'll meet there!

-- Already a model railroader? --

Great! Come out and join in the fun and share your hobby with others.

**!! Meet Special !!**

**Kids In Trains**

**'Make and Take' Clinic**

9:30AM to 11:30AM

Young modelers can assemble a simple car kit with the aid of N.M.R.A. members. The CID will furnish both the cars and tools and the completed car is theirs to take home.

- For more information call -

Larry Gilbert 765-779-4039 or

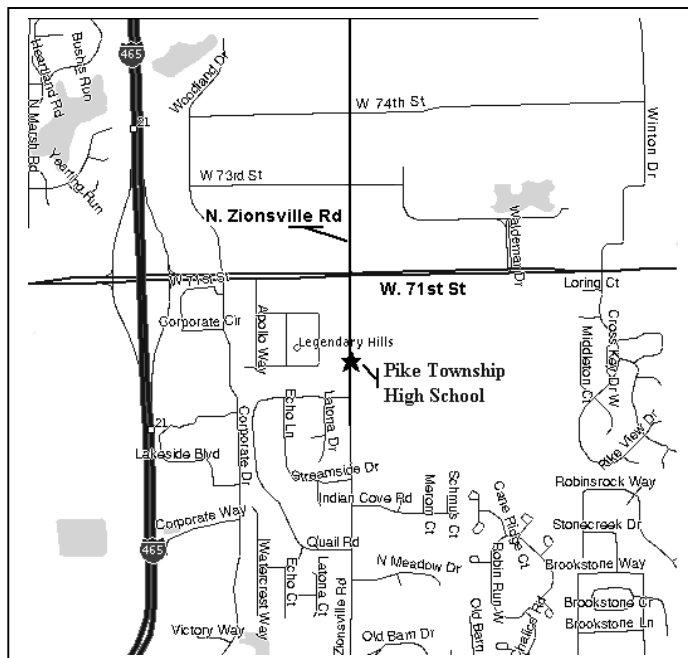
Charles Malinowski 317-566-1748

Next Show & Meet: January 25, 2004

Hamilton County 4H Expo Center

Noblesville IN - 10AM to 4 PM

<http://cid.railfan.net/>





**Notice:** The **CID KIT (Kids In Trains) Clinic** is the first clinic at Meets. It is the young modeler's 'Make and Take' Clinic where young modelers assemble a simple kit with the aid of **N.M.R.A.** members. The **CID** furnishes both the kit and tools and the completed kit is theirs to take home.

**Kids In Trains Report**  
By **Bob Morrison**

The first **KIT** program train giveaway was held at Bedford. The winner for 2002 - 2003 was Nicholas Hiles. Nicholas was a **KIT** participant at our Pike High School meet last November when Kids In Trains did our tree making clinic. Nicholas was at Bedford and Al Kohut took a digital picture of him receiving the **KIT** Train Set for the **CID** web site.

- 8 **KIT** participants at Bedford assembled an Athearn kit.
- |                     |    |                       |       |
|---------------------|----|-----------------------|-------|
| Nicky Calvert ..... | 8  | Catherine Hiles.....  | 2     |
| 1/2 Jared Fox ..... | 11 | Michaela Hiles.....   | 4 1/2 |
| Jason Graham .....  | 11 | Nicholas Hiles .....  | 7     |
| John Graham .....   | 13 | Alexander Reynolds .. | 4     |



**Bedford Report**

Several modelers brought in their models and trains to share at today's meet.

**Favorite Train** went to Jim Craig who brought in a Monon freight train called, "Monon B & B branch returning to Bedford Jct." It was powered with a BL2 loco, included gondolas with limestone loads and several covered hoppers. It was followed up with a nice Overland caboose.

Other **Favorite Train** entries included J.R. Rump's freight train with steam loco, flat cars, and American Model Builders wood caboose with interior and riders. Andy Long had a short train of a Athearn Genesis steam loco, and Blue Ridge Caboose. Bob Morrison rounded out the contest with a US Army Transportation Corps Train.

**[www.railroadbooks.biz](http://www.railroadbooks.biz)**  
**800-55-GRIND 554-7463 812-339-2724**  
**chuck@railroadbooks.biz**  
**new..used..buy..sell**  
**Chuck Macklin**  
*the history of technology*

**Favorite Caboose** went to Tom Johnson's Extended Cupola Monon Caboose. It started as a modern Atlas caboose and with a special Monon cupola kit and other parts he recreated the unique Monon cupola. Tom painted and decaled this model as well. It got lots of comments. Bill Myers entered an N scale Japanese National Railway Caboose with working marker lights. Bill provided power for the lights with a 9 volt battery so all could see this unique feature. Tom Cain provided an ATSF caboose made from an Athearn kit.

**NMRA Judging** - There were two entries brought to Bedford for NMRA judging. Both were the work of Richard McPherson of Muncie, IN. Richard's first entry was, "Great Northern F3 Locomotive set #432 A-B-C-D." These were 4 powered Stewart locomotives that he detailed, painted, and decaled. Extra details included: Handrails, grab irons, coupler cut levers, roof lift rings, MU hoses, air hoses, working diaphragms, windshield wipers, speed recorders and more. This Great Northern paint scheme of the 40's and 50's is a challenging paint scheme with several colors, requiring several steps of masking, and small decals as well. The model received 94 points that resulted in Richard receiving a NMRA Merit Award, and based on the CID scoring guidelines he received a Gold Award.

Richard also brought a Southern Pacific Woodchip car built from an Ambroid wood kit. He had some nice details added and modified the kit by adding a brass floor for more weight. This kit was well put together and also had a nice paint job. This model received 86 points and received a Silver Award from the CID.

Thanks to everyone who took the time to select some of their favorite models to share for everyone and thanks to all who participated in the voting on the contests. I hope that everyone who attends our meets takes the time to check out the work of our fellow model railroaders.

*Thomas Cain, CID Judging Chair*

**Photo Judging.**

No entries at this Meet

## RAIL WEATHERING PROBLEMS

When things get slow in the summer, it seems that I can always count on the CIDlist to furnish a great tip or two...

*Roger*

**Q->** I'm trying to weather nickel-silver turnouts with MicroEngineering's weathering solution and not having much success. I followed the directions, mixing 1 part solution with 2 parts water and applied it with a small brush. After an hour and a half, it looks like mildly tarnished silver plate. I re-applied a half strength solution and it got a little darker, but not much. Any help here would be greatly appreciated.

*JMcK*

**R->** When we had the around-the-inside-wall railroad at Cappuccino's I tried several times to use that solution on nickel silver track. Once I soaked a piece and forgot it for several weeks - still not a good appearance. I wound up hand-painting all the rail with a dark brown mix of model paint - 3 different colors to vary the look. Only painted the side of the rail that the public saw, which saved time. Took a whole Sunday afternoon, but only a half hour to clean the tops of the rails. Stayed away from the points entirely. Very tedious, but not difficult. If you figure out a better way, I'd like to know about it.

*CM*

**R->** Maybe not much help, but I'd suggest painting the sides of the rail and leave the top shiny for best electrical contact. Busy rail lines have the tops shiny anyway from passing wheels and only the sides are weathered and black. Paint can be applied with a small brush and wiped off the top while still wet.

*JW*

**R->** Try using a brown magic marker on sides of rail. LOTS less messy and fits right in the web. Black looks OK too after a few days. No need to clean rail first. Use the Permanent kind

*RS*

**R->** Rick, I tried the markers with a little better success. It's a little tricky getting down into the corners by the tie plates and there are some spots on the turnouts that I cannot reach. I'm going to get some new markers with nice sharp points and see if it works any better.

*JMcK*



**R->** Actually, the sides of rails are seldom, if ever black. Try brown, or rust, or some combination. To weather track, you could spray it with a mixture of stuff, and don't forget to spray an oil stain down the center of the right of way. You can use magic markers, but it is best to spray the rail before you put it on. You can also spray it later, by putting down masking tape over the ties. Polishing the rail head after with a bright boy will bring back the rail shine easily.

*JH*

**R->>***don't forget to spray an oil stain down the center of the right of way.<<*

Only if you model diesel and their traction motors. Steam would have the lubrication from the side rods and friction bearings drip down to the sides of the rail. Check photos of steam era track versus modern track.

*BL*

**R->** I think you will find that Steam was even more messy than that. Drips in the center of the track for many mechanical devices, as well as on the sides next to the rails. Either way, it needs weathering!

*JH*

**R->** Don't forget some dropped ashes and cinders from steam fireboxes, and sand along the rails on grades or curves for either type locos.

*JW*

**R->** A clinic on this could be a good demo of what is asked for in AP- Master Builder-Scenery Also, don't forget the rough drainage ditch layout is required in Civil.

*RS*

---

### To join the CID List

Send an e-mail with 'subscribe cidlist', your name and Member Number (if any) to cidlist-request@lists.nmra.org or directly to me at madisonrails@railfan.net

## Extra Board (continued)

### **Robert Kanter's Greenwood Train Shows**

December 13, 2003  
*February 14, 2004*

April 10, 2004  
From 10am-4pm  
**Greenwood KofC 695 Pushville Rd**

**For more information:** Ph 317-888-1096  
<http://www.tracksntrains.com>

---

---

### **Election/Volunteer Call**

The Division elections will be coming before we know it. Now is a good time to consider volunteering to help your division. Your leadership is made up of the officers, trainmasters, affiliate trainmasters (appointed) and several other volunteers that give of their time to keep things running smoothly. The **CID** has been most fortunate to have folks step up to fill in where and when needed whether it be at the judging table, **KIT**, layout tours, clinics, publicity tables or just to be there when needed. We have a loyal group of dealers bringing their wares to three of our Meets adding incentive for members and the public to come out for the displays, clinics, layouts, judging and camaraderie. It is the members that make this work and make it possible. If you have an interest in running for an office, great! Maybe you'd like to get your feet wet as a volunteer. Great! Either way, you can contact any Board Member or any of the folks listed on page 2. Consider it.

**Pike Ads**

**Removed**

**See the Pike Ad**

**Web Page**

**For the Ads**

**Without address**

**Information**

# Final Run



## Rich Meyer of Champ Decals

According to the Minot Daily News. Richard Louis Meyer, 76, Minot, died at home on Saturday September 6, 2003.

He was the owner of Champ Decals. He had been slowly shutting down his business to give modelers time to stock up on their needs before closing completely. After everything was closed, he was going to spend time with his family and on his train hobby.

I for one, still have a number of Champ decals that I have bought over the years and far prefer them to others that I have used. They seem to stay good for years. When I had the **Train Shop** in Anderson back in the 80s, Champ and Herald King were my big sellers in decals. Champ did many of the steam era decals and Herald King did the more modern. Between them, it was very easy to create what you needed.

First, Herald King closed out, and now Rich Meyer of Champ passes.

*Roger*

Jim Wilhite said:

Very sorry to hear about Rich. His decals were an institution in the hobby for many years. I attended one of his clinics at a National where he was describing how the decals were made.

The artwork was measured and photographed from the prototype or taken from actual blueprints and drawn FULL SIZE. He then used a very expensive optical projector thru many steps to reduce them to the model size. Printing was done by a form of pad printing, which is a very expensive rubber stamp machine. He had the equipment on hand from his career in photo printing. He certainly went to great lengths to insure an accurate and quality decal.

He related one incident from his info gathering trips. He would spend much time in rail yards for the photo and measuring sessions. He always had permission and many of the yard crews knew him.

On one occasion he was trying to find a particular car and had no luck in several locations. One of the crew knew what he was looking for and said, "We don't have any here, but there's one coming on the next thru freight. Get ready!"

When the train arrived it didn't go thru, the yard man waved it to a stop! He said, "There's one about half way back, make it fast!" Rich said he was on the car like "Ugly on a Ape" and got his info very fast indeed. Then the train proceeded after its unscheduled stop. He thanked the yard man who said, "Just don't talk about it, send me a few of the new decals!"

Model Railroaders stick together!

We'll all miss Rich and his decals.

*Jim Wilhite*

---

---

## And The Year Was 19\_\_

The year for last issue's article on commuter rail lines in and around Indianapolis was 1980. Funny thing but just the other day in the Indianapolis Star there was an article on the future of rail transportation in the Indianapolis area. Several possible corridors were mentioned but the former Monon line through northern Indianapolis and Carmel was ruled out as it has been converted to a walking, biking, skating trail. Then a day or so later a letter appears in the Star from Joe Citizen saying in effect "hey do something with the Monon Line before they put a mall over it".

Well on to the subject of this article. Does anyone remember the year when the Spike advertised the desired selling of the Division's old mimeograph machine for 50 bucks or best offer? Hint; it must have been quite some time ago – A MIMEOGRAPH? Reminds me - the Division just parted with another old friend, its printing machine. {Elections will be coming up soon– perhaps I'm next!!}

The "Convention at the Soo" was held the same year. Great program for all including riding on the Algoma Central. Another event held that year was the Chattanooga Choo-Choo Days at Washington Square Mall.

Do you remember? The year was 19\_\_.

*Al Kohut*

---

---

## Subscriber's Notice

Know someone who wants to keep track of **CID** Meets and activities and read the tips and articles in the **Rusty Spike**, but is not an NMRA member living in the CID?

The **Rusty Spike** is available to non-NMRA members living in the division and to everyone outside of the **CID** area by subscription. Send \$5.00 for a year's **Spike** (5) to the Circulation Manager listed on page 2.

**Page Eight**

**Pike Ads**

**Have Been Removed**

**See the Pike Ad**


**Web Page**

**For the Ads**

**Without address**

**Information**

## The Depot



### Summer Rails

What's that about the best laid plans? Ah, well. My railroad mostly sat idle this summer with a couple of exceptions. I have spent most of the summer adding a room onto the house and remodeling another room for my Mother-in-law. She's 91 and doesn't get around as well as she used to, so she is joining us here. This meant hiring the shell put up and then finishing the interior with wiring, plumbing, heating, plasterboard and paint, etc., etc. You get the idea. And this will continue for a while as I take care of the items that didn't have to be finished for her to move in...

While I was working on hanging plasterboard the other day, my wife brought in an older gentleman who wanted to see me. It seems that he had decided to finally build a small layout like he had always wanted and wished to ask me about DCC and sound. In the few minutes conversation, I made a couple of suggestions about startup DCC and a couple of different ways that he could have sound including taping local sounds and playing them back during operations. I did mention one dealer where he might get more information. Turned out that he had already talked to them. Perhaps he really wanted someone to tell him that the folks he was going to deal with were good folks? Hmmm? I did take him down to look over the layout and ran a couple of trains for him. It was a nice respite from working on the house.

The phone man arrived to add the new phone line. This worked out well as my old line was two wire from years before and was causing my a great deal of difficulty with noise lately. While showing him the current connection in the basement, he spotted the railroad. He said, "You've got a train..." and his voice stopped with a hesitation. I said, "You can say 'set'." "But it's much more than a set," he replied. "Yes, it is. It's a railroad", sayeth I. He spent a few minutes looking it over before he went back to installing the new lines.

Of course then, we had the floods of 2003 didn't we. I had a back up in the basement, but it never reached the point of damage as everything that could be affected is on short blocks or plated screws in the

case of the layout. Well, almost nothing was damaged. I did have a clipboard with the diagrams for my rewiring project lying on the floor. Ever try to separate pages that have been wet and the printer ink...

Well then, how have I kept up with the hobby this summer? Over the last several years, I have dropped most of the e-mail discussion lists that I had belonged to, but did keep a few including the CIDlist. However, I do follow several web forum sites including the ones at Trains.com. The Model Railroader Forum there is primarily for modeling while the Trains forum is for railfans and rail history buffs. Go to <http://www.trains.com/> and take the 'forums' link. There are several to choose from.

Then there is <http://forums.railfan.net/> the Railfan.Net Forums. They have numerous railroad forums, but only a few for modeling. I moderate the New York Central forum there. Also <http://www.railroad.net/> is Railroad.Net where there are a number of railroad forums and modeling forums. I visit the NYC forum there a few times a week. If you are into photos, <http://www.railroadforums.com/> Railroad Forums Com is for you. There is a lot of info there with many many pictures. Then for more in the way of modeling forums, you can visit <http://www.railwayforum.com/forum/> Railway Forum Com.

TrainBoard <http://www.trainboard.com/> is another site with a number of prototype forums. I visit the Conrail Predecessors forum there and The Gauge <http://www.the-gauge.com/> is more for modelers than prototype. TrainOrders <http://trainorders.com/> is now a pay site with forums for both modelers and prototype. <http://www.railforum.com/> Rail Forum Com has both modeler and prototype forums.

Many lists and forums on the web are not very gentle and will see fire fight after fire fight, so I have limited the number I read and why I no longer read the Usenet rec.models.railroad regularly. I have no interest in reading attack messages and the anti-NMRA sentiment there is almost unbelievable.

*Roger*

**Rusty Spike Vol. 33 No.5  
© Copyright 2003  
Central Indiana Division,  
Midwest Region, N.M.R.A.**

## **Mailer Page Ten**

These Commercial advertisers support the *Rusty Spike* with their advertising.  
Your patronage is appreciated.

### **Big Four Hobbies**

1005 East Main St.

Plainfield, IN 46229

*(Across from PSI - 6 miles West of Airport on US 40)*

Ph. (317) 837-1024

### **Columbus Area RR Club**

President: Rich Rudder

P.O. Box 2653

Columbus, Indiana 47202-2653

(Foxes Den, Camp Atterberry)

### **HobbyTown, USA**

Mars Center

6336 East 82nd Street

Indianapolis, IN

Ph. (317) 845-4106

### **Train Central**

Wayne Maple

6742 E. Washington Street

Indianapolis, IN 46229

Ph. (317) 375-0832