



- - Directory - -

Annual Meeting + .....	Pg 2
April Meet .....	Pg 3
Model Contest Report - AP Report .....	Pg 4
KIT participants .....	Pg 5
Golden Spike .....	Pg 5
Photo/Slide Contest Report .....	Pg 5
Election Candidates .....	Pg 6
Rockford Route 2002 .....	Pg 7
The Depot.....	Pg 9
Painting Benchwork .....	Pg 9

- Division Schedule -

**Notice:** The **CID KIT** (Kids In Trains) **Clinic** will be the first clinic at our Meets. This is the young modeler's 'Make and Take' Clinic. Young modelers will be able to assemble a simple car kit with the aid of **N.M.R.A.** members. The **CID** will furnish both the cars and tools and the completed car is theirs to take home.

**April 7, 2002 (Sunday) - Danville, IN**

4H Building, Hendricks County Fairgrounds

**Dealer Show & Meet - 10 AM to 3 PM -**

**CID Annual Meeting**

Layouts, Clinics, Photo and Model Contests and

Favorite Train & Favorite Off-line Structure

Admission - \$3.00 per person (children 12 & under free with an adult)

**For more information or tables call:**

**Frank Hermanek at 317-487-6517**

**Summer Activity - Picnic at Forrest Park - Noblesville**

Sunday July 28th (tentative) or Sunday August 4th (alternate)


**September 28, 2002 (Saturday) - Bedford, IN**

Dealer Show & Meet - 11 AM to 3 PM

**For more information or tables call:**

**Bill Litkenhous at 812-275-3634**

- Extra Board -



**March 16 & 17 - Chicago Midwest "O" Scale Meet**

Saturday 9-5, Sunday 9-2

Sheraton Arlington Park Hotel, 3400 West Euclid Avenue, Arlington Heights, IL 60005

**For more information, contact:**

March Meet. PO Box 333. Park Ridge, IL 60068

**April 26, 27, 28, 2002 - Rockford Route Two Thousand Too. . . . t** (see page 7 for details)

Midwest Region Spring Convention

Hosted by the Rock River Valley Division at the famous Clock Tower Resort in Rockford, IL.

**For more information, contact:**

Don Brindle, Chairman. Ph: 815-874-6095 - e-mail: donbrindle@aol.com

**September 7, 2002 - Columbus Area Railroad Club Train Show & Swap Meet**

The Fox Den Building, Johnson County Park (See map in Ad on page 2)

10 AM until 3 PM - Admission \$2.00, Kids 12 & Under Free

**For more information or to reserve tables, contact:**

Bob Morrison - Ph: 812-378-4275



## CID Annual Meeting

The **CID** Annual Meeting will be held at the Danville Meet at 10:30 AM. Although there are no items to be voted on this year, there are a number of items being reported that should be of interest to you.

Superintendent Bill Litkenhous will preside over the Annual Meeting with Paymaster Hermanek delivering the Financial Report of the division including the financial portion of *Hoosier Connection twenty-oh-one*. Bob Morrison will give us a report on our new **KIT** (Kids In Trains) clinic program and Larry Gilbert will report on the activities of the *Hoosier Connection twenty-oh-one* convention.

Division Achievement Program Manager Bill Myers will take a couple of minutes to report on the AP program in the division and be available after the meeting to answer any questions that you might have about the program or requirements. Superintendent Litkenhous will round out the meeting with general information and any other items that may come up. Hope to see you there.

*Roger*

### Popular Vote Contests

The **Favorite Train Contest** is held at each meet. We will hold an additional popular vote contest as follows:

- Danville .....**Favorite Off-line Structure**
- Bedford .....**Favorite Passenger Car**
- Pike Twp .....**Favorite Train including Tinsplate**


*Specify if you want AP judging on any item.*

### Layout Tour Chairman Needed

Our current Layout Tour Chairman, Tom Cain, has accepted other duties as Model Contest Chairman and has to give up the Layout Tours. In the past couple of years Tom has organized two Layout Tours including the 21 spots for the *Hoosier Connection twenty-oh-one*.

Tom says that it was both a challenge and a real treat as he was able to see all of the layouts but one. That is one of the advantages of doing the organizing, exploring layouts that you may never have seen before and meeting some of the finest modelers that you will see anywhere.

Even in the event that a current member of the Board should take this on, help is needed and it is an excellent way to become involved in the activities of your division. Contact any Board member, the *Spike* Editor or either the Supt. or Asst. Supt. listed to the right.



### COLUMBUS AREA RAILROAD CLUB, INC.

The Columbus Area Railroad Club is dedicated to serving all those interested in the preservation of railroad history through the use of modeling, photography, artifact preservation, and railfanning.

Regular monthly meetings are the first Thursday at 7 p.m.

Memberships are available.

#### Public Hours:

Second Saturday of the month

Noon to 4:00 p.m.

Free admission

#### Location:

Johnson County Park

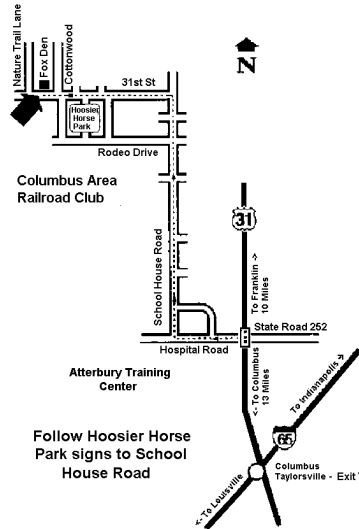
Fox Den

6978 S. Cottonwood

Edinburgh, IN

#### Phone:

812-526-4855



The **RUSTY SPIKE** is the official publication of the Central Indiana Division, Midwest Region, National Model Railroad Association, and is published at least five times a year just prior to meets. It is sent **FREE** to all N.M.R.A. members in the C.I.D. and non-members may subscribe for \$5 per year. Articles for publication are welcome for the benefit of the readers and the hobby but cannot be paid for. Submit articles for publication to the Editor; address changes or mailing problems to the Circulation Manager; and advertising or advertising inquiries to the Assistant Superintendent.

#### Superintendent:

Bill Litkenhous  
2509 Windwood Dr  
Bedford, IN 47421  
Ph. 812-275-3634

#### Asst. Superintendent:

Larry Gilbert  
6675 S. 200 E.  
Markleville, IN 46056  
Ph. 765-779-4039

#### Editor:


Roger Hensley  
602 E. 31st Street  
Anderson, IN 46016  
Ph. 765-649-2367  
rhensley\_anderson@juno.com

#### Circulation Manager:

Jim Wilhite  
4823 Buttercup Way  
Anderson, IN 46013  
Ph. 765-644-1887

#### Publisher/Printer:

Paul Brown  
9015 Ridgescreek Drive  
Indianapolis, IN 46256-1196



# Central Indiana Division N.M.R.A.

<http://cid.railfan.net/>

## Model Railroad Show and Meet Sunday - April 7, 2002

**Location:** 4-H Building - Hendricks County Fairgrounds  
Old U.S. 36 Danville, IN

**Time:** 10 AM to 3 PM

**Admission:** \$3.00 per person.  
Children 12 and under FREE with paying Adult

**Dealer Tables - Operating Layouts - Contests - Door Prizes**

**Dealer Tables \$10 ea [8 foot] & \$7.50 ea [6 foot]- Set Up 8:00 AM to 10:00 AM**

**Contact: Frank Hermanek at (317) 487-6517**

### Activity Schedule:

**10:30 - CID Annual Meeting & State of the Division Report**


### Scheduled Clinics:

**KIT Clinic, Bill Litkenhous - Modeling the Monon, Jim Wilhite - Soldering**

**Notice:** The **CID KIT (Kids In Trains) Clinic** will be the first clinic. This is the young modeler's 'Make and Take' Clinic. Young modelers will be able to assemble a simple car kit with the aid of N.M.R.A. members. The **CID** will furnish both the cars and tools and the completed car is theirs to take home.

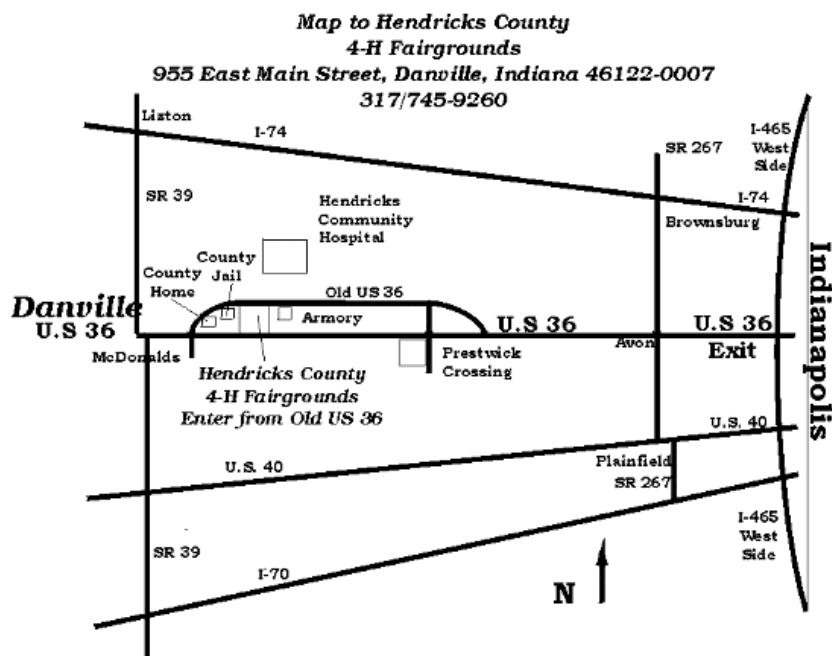
**Photo, Slide & Model Contests & Displays - All categories**

**Popular Vote Contest  
Favorite Off-line Structure**



**Door Prizes  
good at any dealer present  
on this day only.**

**Next CID Meet:  
September 28, 2002 at Bedford IN**



# Noblesville Model Contest Report

By Tom Cain

## Favorite Train Contest

**James Treep** won the Favorite Train Contest with a Central Pacific Passenger Train representative of the early transcontinental railroad. James had done some extra work to the passenger cars adding simulated leaded glass glazing to the upper roof windows. He also added stove chimneys to the cars. **Francis Parker** displayed his On30" scale logging train. This train was a combination of kitbashed and scratchbuilt cars. It also had link and pin couplers.

## Favorite Maintenance of Way

There were eight entries in the Maintenance of Way popular vote contest. There was a really nice variety of MoW equipment and some of the nicest quality of work that you could hope to look at. Thank you to those who brought their MoW equipment in. The First Place recognition went to **Matt Hewitt** for his HO Shadowton Ridge MoW train. It consisted of the a detailed Bowser locomotive; flat car loaded with RR ties, rails, and crew; a 25 ton crane; and a crane tender caboose with supplies. This train had lots of details and was weathered to a very realistic level.

Other MoW entries included **Frank Hermanek's** HO RS-1 Imperial Valley RR locomotive and snowplow. Both models have independently been winners at NMRA national contests. **Charles Malinowski** entered an HO MoW train with a Model Power 4-6-0 locomotive, 5 of the Walthers MoW cars and a Roundhouse caboose. **Al Askerberg** had two entries, an On30" narrow gauge "buck" snow plow, and an accompanying derrick car. Both entries were scratchbuilt. **Reggie Hicks** was a first time entrant bringing in an Athearn HO Santa Fe 200 ton crane and tender car. **Robert Morrison** entered an HO Rock Island 2 1/2 ton wrecker truck kitbashed using a Lindberg Lines box truck cab with Microscale decals. **Tom Cain** entered a Walthers HO 25 ton crane and Roundhouse Santa Fe flatcar with maintenance materials.

The MoW contest was a popular attraction with 26 people voting. The "Favorite" contest at the April CID Meet in Danville will be the **Favorite Train** and **Favorite Off Line Structure**. I would also like to invite our CID members to bring some of their models for contest judging at our Danville Meet. This provides a nice opportunity to get some recognition for your modeling skills and is a nice opportunity to get some feedback on how you are doing in developing those skills. It also provides inspiration to other modelers to see the quality of work that is being done in Central Indiana.

*Tom Cain*

# Achievement Program News

**CID** Achievement Program Chair, Bill Myers, arranged to have Francis T. (Frank) Hughes, MMR #29 present the AP Merit and Achievement Awards just prior to the auction at the Noblesville Meet. Frank, who earned his Master Model Railroader in 1969, gave a brief talk on the history of the **CID** before making the presentations.

Earlier in the day, Frank asked me how I came to join the NMRA. I first replied with 'why' I joined. "No," he said. "Not why, but how." "Well, because Lew Shapiro suggested that I join," said I. "Because someone asked you," Frank said with a nod of his head.

This was the point Frank made before presenting the certificates. Most of us joined the NMRA because someone asked us. Is there someone waiting for you to ask them to join?

*Roger*

---

## MERIT AWARD CERTIFICATES (from previous contests)

### **Tom Cain**

Master Builder, Cars, SF Reefer, HO  
Master Builder, Cars, Trailer Train Bulkhead Car, HO  
Master Builder, Motive Power, Santa Fe B-23-7 Diesel Locomotive, HO

### **Paul Brown**

Master Builder Cars, ATSF Wooden Reefer, HO

### **Ron Lane**

Master Builder Structures, Mann Creek Mercantile Whistle Stop Cafe, G-Scale

### **Frank Hermanek**

Master Builder Cars, ACL Ventilated Box Car, HO  
Master Builder Cars, REA Express Reefer, HO

---

## CERTIFICATE OF ACHIEVEMENT MODEL RAILROAD AUTHOR

**Frank Hermanek**

**Ron Lane**

---

## CERTIFICATE OF ACHIEVEMENT ASSOCIATION VOLUNTEER

**Paul Brown**

**Thomas Cain**

**Larry Gilbert**

**Frank Hermanek**

**Trevor Jones**

**Bill Litkenhous**

**Charles Malinowski**

**Bob Morrison**

**Mike Nicoletti**

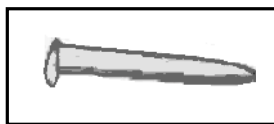


## Kids In Trains Participants

**Notice:** The **CID KIT (Kids In Trains) Clinic** will be the first clinic at Meets. This is the young modeler's 'Make and Take' Clinic. Young modelers will be able to assemble a simple car kit with the aid of **N.M.R.A.** members. The **CID** will furnish both the cars and tools and the completed car is theirs to take home.

Unfortunately we did not get the names of the 15 **KIT** participants at the November Meet. However, we did get the names of the 9 Noblesville participants and their ages. They are:

Beth Biever - 8	Michael Evans - 8
Kenda Hintz - 7	Annie Hopkins - 14
Nicole Koob - 12	Michael May - 7
William Moit - 10	Jonathan Mowery - 7
Jake Penwell - 7	



## Achievement Program Golden Spike Award (continued from last issue)

**2. Model Railroad Setting (Structures & Scenery)**  
Construct a minimum of eight (8) square feet of layout.

*Again, there is no requirement about how good or how elaborate your layout must be - just that you must "construct" it. On the other hand, you may have trouble convincing someone that a loop of track nailed to a piece of green painted wood constitutes a "layout" . . . How much is 8 square feet of layout? Well, a typical module is 4 feet by 2 feet, and would easily satisfy this requirement.*

**3. Construct five (5) structures** (scratchbuilt, craftsman, or detailed commercial kits).

*These structures may be separate, or one or more of them may be part of a single scene. The same comments apply here about the type of kits. The idea is to show that you can do more than glue a simple plastic kit together. Painting or weathering are good things to consider. Remember that "structures" aren't just buildings. Things like bridges and trestles also fall into this category.*

**4. Engineering (Civil & Electrical)** Three (3) types of trackage are required (turnout, crossing, etc.). All must be properly ballasted and installed on proper roadbed. Commercial trackage may be used.

*This requirement sounds a lot harder than it is. First, notice that last sentence about commercial trackage; you don't have to hand-lay anything - you can just install a store bought turnout. "Types of trackage" can be just about anything: turnouts, crossings, and grade elevation (a change in elevation of the track) are all examples of "types of trackage". Also, note that the three types DO NOT have to be different. For example, just having three simple turnouts will qualify. The "proper roadbed" requirement can be met by laying the track on a raised roadbed, ( such as cork ) and ballasting it. The purpose of this requirement is to show that you understand roadbed profile, drainage, etc.*

*To be concluded next issue*

*Visit the NMRA AP pages at  
<http://www.nmra.org/achievement>*

## Noblesville Photo Contests

**Color Photo – Prototype – 1 entry**

Tom Cain - Indianapolis  
"BNSF Orange at Curtis Hill"  
Westbound BNSF Stack Train - Curtis Hill OK

**Color Photo - Model**

**1st** Matt Hewitt - Anderson  
"Another Beautiful Sunset"  
Work Train flat car - holding over at  
Koster Mine for the night

**2nd** Matt Hewitt - Anderson  
"Just when you think you saw it all"

**3rd** Matt Hewitt - Anderson  
"Still Proud"  
#218 4-6-0 Ten Wheeler now used as  
Work Train Power

**Slide - Prototype**

**1st** Paul Brown - Indianapolis  
"BNSF at Dalina, IL"  
ATSF 121 crossing the Spoon River Bridge

**2nd** Paul Brown - Indianapolis  
"BNSF at Appleton, IL"

## **CID Election Ballot**

The election ballot will be mailed about a week after this *Rusty Spike*. As before, there will be biographical sketches of the candidates with the Ballot. There are five candidates for the four open Trainmaster positions. Write-ins are permitted, but they must be NMRA Members living in the CID and addresses must be furnished with the write-in.

### ***Candidates for election are:***

Superintendent: Larry Gilbert  
Asst. Superintendent: Tom Cain  
Chief Clerk: Al Kohut  
Paymaster: Frank Hermanek  
Trainmaster: Roger Hensley  
Trevor Jones  
Charles Malinowski  
Bill Myers  
Jim Wilhite

**Page Six**

**Pike Ads**

**Removed**

**See the Pike Ad**

**Web Page**

**For the Ads**

**Without address**

**Information**

# Rockford Route Two Thousand Too ....t

Mark your calendars for the  
"Rockford Route - 2002" APRIL 26-28, 2002

Once again, the Rock River Valley Division will be hosting the "Rockford Route" Midwest Region Spring Convention at the famous Clock Tower Resort in Rockford, Illinois.

### Clinics

Clinics will all be provided by veteran National Convention clinicians, including Dean Freytag, Tom Persoon, and Lloyd Larson. Several clinics will be offered twice.

### Layout Tours

Layout tours Friday night, Saturday afternoon, and Sunday afternoon. There will be 20-25 layouts open. About half are fully sceniced. Most layouts are diesel; some are steam. 10 layouts were highlighted during the 1997 Madison, WI National Convention.

Model/Photo Contest  
Auction and Banquet  
Illinois Railway Museum Tours  
Non-Rail Activities

Rockford is located 100 miles Northwest of Chicago on Interstate 90.

### For More Information, contact:

**Don Brindle**, Convention Chairman, (815) 874-6095  
**Tom McCabe**, Superintendent, (815) 877-7914

### Accommodations

The Clock Tower Resort has reserved a block of rooms and is offering a special convention room rate of \$79. Reservations can be made by calling the Clock Tower at (815) 398-6000, or by mail at P.O. Box 5285, Rockford, IL 61125

### Mail Registration to:

**Rockford Route 2002**  
**c/o John Mann**  
**7303 Farmhome Lane**  
**Cherry Valley, IL 61016**

**Midwest Region NMRA 2002 Spring Convention**  
"Rockford Route, Two Thousand Too...t" Registration Form  
April 26, 27, & 28, 2002

<b>FARES</b>		<b>NMRA</b>	<b>Non-NMRA</b>
		<b>Member/Spouse</b>	<b>Member/Spouse</b>
<small>(Prices of a member will qualify for the member price)</small>			
Full Fare (includes Banquet)	\$45	\$55	\$45
Convention Only (No Banquet)	\$35	\$25	\$25
Banquet Only	\$25		\$25

**Activities Registration**

Friday Night Operating Session Preference:  
 WM&A \_\_\_\_\_ CNW \_\_\_\_\_ Missabe \_\_\_\_\_ CGW \_\_\_\_\_

Saturday Non-rail Tour: # attending: \_\_\_\_\_

I'm interested in the Illinois Railway Museum Tour: # attending: \_\_\_\_\_

Name	Full	Convention Only	Banquet Only
NMRA Member: _____	\$45	\$35	\$25
Member Spouse: _____	\$45	\$35	\$25
Family Member: _____	\$55	\$45	\$25
Family Member: _____	\$55	\$45	\$25
Total: \$ _____			

NMRA #: \_\_\_\_\_ Phone #: (\_\_\_\_) \_\_\_\_\_

Street: \_\_\_\_\_ City: \_\_\_\_\_ State: \_\_\_\_\_ Zip: \_\_\_\_\_

Mail to: "Rockford Route 2002"  
c/o John Mann - Registrar  
7303 Farmhome Lane  
Cherry Valley, IL 61016

**Define Use Only**

Am't Rec'd \$ \_\_\_\_\_

Check No. \_\_\_\_\_

Op Session Status \_\_\_\_\_

Make checks payable to: "Rockford Route 2002" (No cash, please)

**Page Eight**

**Pike Ads**

**Have Been Removed**

**See the Pike Ad**


**Web Page**

**For the Ads**

**Without address**

**Information**

## The Depot



### Historical Societies

**First**, before I begin, if you read the list of election candidates, you will notice that I'm stepping down as Chief Clerk and running for Trainmaster. It is simply a matter of time. I don't have enough to continue as Clerk or to move up. I edit the *Rusty Spike*, am CID Webmaster and set the computer show and literature table up at meets (Can you say communications?). I enjoy doing the *Spike* and being a Board member and making a contribution to the division. I am also very active on the national level as NMRA Webmaster and Chair of the Internet Presence Committee. That's a full plate and I really don't want to reach burn out. I like what I do. And now to the topic . . .

**RR Historical Societies** are a great place to pick up information. I get information from the **Monon Railroad Historical-Technical Society** and the **New York Central System Historical Society**. *The Hoosier Line* (Monon) just came a couple of days ago and it has a nice spread on Monon "Business" cars complete with drawings. Also, there is a nice piece on modeling the tower at Lafayette Junction with photos and an interior view of the model. There is more, but that'll do. You get the idea. What else do they have? Well, the Monon group is saving some cabooses and cars. They have produced a number of scale model freight cars over the years (you could run Monon cars on almost any steam-diesel layout right up to 1975 or so) and now have produced a CD with photos from the 1960s and 70s. They also have just produced a new book about CSX freight motive power and cars. Why do they do this? Because it helps support the Society in their effort to collect, maintain and restore Monon items. Yes, they even sent a member Ap and you can join for only \$20.00 a year. Of course, more is better. <Big Grin>

If you would like more info on the CD or other products, drop a line to: **Monon Railroad Historical-Technical Society, Inc., Stores Dept., P.O. Box 287, Rossville, IN 46065-0287**. Interested in joining? Then contact **Dan Seldin, Membership Chairman, Monon Railroad Historical-Technical Society, Inc., P.O. Box 6926, Bloomington, IN 47407-6926** or ask Bill Litkenhous about the Monon Society when you see him. He can tell you more. Or drop by the Society's web site. They are in transition between web sites and have a new Webmaster. Here are the old and new URLs.

[www.trainweb.org/monon/](http://www.trainweb.org/monon/) and [www.monon.org/](http://www.monon.org/)

Find more historical societies at the NMRA Directory of Railroad web sites at [www.nmra.org/directory/](http://www.nmra.org/directory/)

Roger

### Painting Benchwork By Stephen Studley

Painting the benchwork will help to seal the wood from rapid changes in humidity. It's humidity extremes that make the most trouble for us as wood doesn't expand/contract that much with the temperature changes we normally see in a train room. Sealing with sanding sealer and/or thin varnish will accomplish similar results. Remember though that when you have applied a coat of paint to the wood and you try to glue something to it you are gluing to the paint not the wood underneath it. So don't paint all the boards of the framework if you are going to be gluing them together. It's the same as on painted models. You need to scrape off some of the paint to get to the material underneath to get a good bond. A properly made glue joint in wood made with yellow wood glue will be stronger than the wood around it. So if you want to paint the framework of your layout, put it together first, then get out the painting supplies.

In this neck of the woods we glue and screw homasote to 3/4" plywood. You can back the screws out after the glue cures if you wish. I usually leave them unless they end up in the way of some other project. I glue and nail the homasote to the splines on my railroad as I don't use plywood for track subroadbed. The screws and nails (really 1" brads) are used just to hold the homasote in place until the glue cures. No paint on the plywood 1"X "lumber" for the framework or on the homasote/spline or plywood subroadbed.

Have I had trouble? Yep, a little. After the first cooling – heating season cycle, I had some "sun kinks" in the rails on the yard tracks. Part of the problem was not leaving any gap between rails when the track was laid. The problem was easy to fix as I just slid the joiner out of the way, nipped off a little piece of rail at the joints and put the joiners back on. Total time to repair the problem areas was about a minute or two per area, depending on how pesky the rail joiners were to slide out of the way and then back in place. Haven't had any problem since. Was the problem big enough to make me consider painting to try to keep the humidity "sun kinks" at bay? Nope, and I have now gone through another cooling/heating season with no problems, whatsoever.

Remember to buy decent plywood. And if you cut gaps in the rails for electrical blocking, glue some plastic in that gap to keep it open.

Steve

**Rusty Spike Vol. 32, No. 2**  
© Copyright 2002  
**Central Indiana Division,**  
**Midwest Region, N.M.R.A.**

## **Mailer Page Ten**

These Commercial advertisers support the *Rusty Spike* with their advertising.  
Your patronage is appreciated.

### **Big Four Hobbies**

1005 East Main St.

Plainfield, IN 46229

*(Across from PSI - 6 miles West of Airport on US 40)*

Ph. (317) 837-1024

### **Columbus Area RR Club**

President: Matt Ahlbrand

P.O. Box 2653

Columbus, Indiana 47202-2653

(Foxes Den, Camp Atterberry)

### **HobbyTown, USA**

Mars Center

6336 East 82nd Street

Indianapolis, IN

Ph. (317) 845-4106

### **Train Central**

Wayne Maple

6742 E. Washington Street

Indianapolis, IN 46229

Ph. (317) 375-0832