



- - Directory - -

NMRA Web Site .....	Pg 2
Danville Meet .....	Pg 3
Achievement Program Moment .....	Pg 4
NMRA Website Beginner's Page.....	Pg 4
Contest Reports .....	Pg 5
So you want to be a Trainmaster.....	Pg 5
Researching today's railroading .....	Pg 7
Call for Volunteers.....	Pg 9
The Depot.....	Pg 9

- Division Schedule -

**March 18, 2001 (Sunday) - Danville, IN** - (See flier on Page 3)

4H Building, Hendricks County Fairgrounds

**Dealer Show & Meet - 10 AM to 3 PM.** - CID Annual Meeting


Layouts, Clinics and Contests: Photo and Model and **Favorite Structure** (Popular Vote)

**Admission** - \$3.00 per person

(children 12 & under Free with paid adult)

**For more information or tables call:**

Frank Hermanek at (317) 487-6517



**Friday, Saturday and Sunday, April 27, 28 & 29 2001**

*Hoosier Connection twenty-oh-one* N.M.R.A. Midwest Region Spring Convention

Hamilton County 4H Expo Center - 2003 Pleasant Street, Noblesville IN

Layouts and Modules on site for viewing - Layout Tours - Clinics - Contests - Prototype Tours & much more...

**For more information call:** Larry Gilbert, Chairman, (765) 779-4039 or visit <http://cid.railfan.net/connect.html>

<http://cid.railfan.net/>

**July 29, 2001 (Sunday) - French Lick, IN** - (tentative schedule)

**Summer Activity**

Let's pay a visit to the Indiana Railway Museum and ride the French Lick, West Baden and Southern!

Details to follow.

- Extra Board -

**April 21, 2001 (Saturday) - Indianapolis, IN**

**Allegheny & Western Model Railroad Club Open House - 10 a.m. to 5 p.m.**

3139 Allison Ave, Indianapolis, In 46224 (between 30th & 34th and Georgetown & Moller Roads)

**Learn about fast clock operation and railroad instructional video production.**

The railroad (under construction) models the CSX Railroad, Pere Marquette Division and Ludington Sub Division and features rail to water interchange of freight and passenger cars. Two carferries are currently in service: The SS Ludington and the SS Rorex.

There is no admission charge. However, Gifts of not greater than \$1 per person to help defray costs will be appreciated. Children **MUST** be accompanied by an adult. Phone 317- 293-2402 for further details.

Attention Clubs - Notices of club open houses will be included in the Division calendar upon notification in writing. Deadlines for each Spike are six weeks prior to each Division meet. Send info to Roger Hensley (see page 2). Include club name, address, date and time of function. Also include name, address and phone number of sponsor or contact.

## The NMRA Web Site

By  
Jack Pettee, NMRA Trustee from MWR

Have you visited the NMRA Web Site? Do you know you can find more information about our Association on the web site than any other single place?

Please don't tell me that you don't have a computer and aren't on the Internet so you can't use the site. Most everyone in the US can access the Internet from computer's in your local Library or from a friends or relatives computer.

What all can be found on the NMRA Web Site? Here is a brief rundown of what all is there.

You can register your layout on the Pike Registry Program or find out about other members who have done so.

Are you interested in the Pass Exchange Program? All you need to know is available.

Have you ever wondered how many HLM's we have in the Association and who they are? These and all other national award winners are listed.

Need to contact the Administrative Department for some reason? There are forms available that will allow you direct contact with who ever is in charge of the particular area your question pertains to. You can even sign up a new member or renew your own membership on the secure portion of this Departments page.

Want to find out about the benefits of being a member of the NMRA? Go to the Member Benefits page.


Do you want information on the next National Convention, a past National Convention? While not all regions tell about their next convention on the web, most all of these are available from the web.

Have you ever wondered how your Association is organization and staffed? Visit the National Organization page and all these questions will be answered.

Want to know what is going on in another Region or Division? The Regions and Divisions page has links to all of the regions and divisions who have web pages.

So you have wanted to get involved in the AP Program but have a lot of questions? Everything you need to know about the AP Program is available online including the rules, in simple language and the forms necessary all for the printing or just reading.

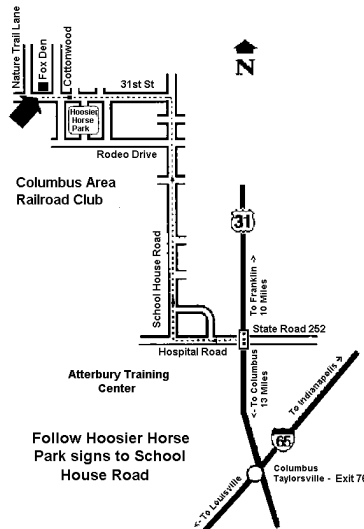
(Continued on page 6)



### COLUMBUS AREA RAILROAD CLUB, INC.

The Columbus Area Railroad Club is dedicated to serving all those interested in the preservation of railroad history through the use of modeling, photography, artifact preservation, and railfanning.

Regular monthly meetings are the first Thursday at 7 p.m.  
Memberships are available.



#### Public Hours:

Second Saturday of the month

Noon to 4:00 p.m.  
Free admission

#### Location:

Johnson County Park  
Fox Den  
6978 S. Cottonwood  
Edinburgh, IN

#### Phone:

812-526-4855

The **RUSTY SPIKE** is the official publication of the Central Indiana Division, Midwest Region, National Model Railroad Association and is published at least five times a year just prior to meets. It is sent FREE to all N.M.R.A. members in the C.I.D. and non-members may subscribe for \$5 per year. Articles for publication are welcome for the benefit of the readers and the hobby but cannot be paid for. Submit articles for publication to the Editor and address changes or mailing problems to the Circulation Manager and advertising or advertising inquiries to the Assistant Superintendent.

#### Superintendent:

Bill Litkenhous  
2509 Windwood Dr  
Bedford, IN 47421  
Ph. (812) 275-3634

#### Asst. Superintendent:

Larry Gilbert  
6675 S. 200 E.  
Markleville, IN 46056  
Ph. (765) 779-4039

#### Editor:

Roger Hensley  
602 E. 31st Street  
Anderson, IN 46016  
Ph. (765) 649-2367  
rhensley@anderson.cioe.com

#### Circulation Manager:

Jim Wilhite  
4823 Buttercup Way  
Anderson, IN 46013  
Ph. (765) 644-1887

#### Publisher/Printer:

Paul Brown  
9015 Ridgecreek Drive  
Indianapolis, IN 46256-1196



# Central Indiana Division N.M.R.A. <http://cid.railfan.net/>

## Model Railroad Show and Meet Sunday - March 18, 2001

**Location:** 4-H Building - Hendricks County Fairgrounds  
Old U.S. 36 Danville, IN

**Time:** 10 AM to 3 PM

**Admission:** \$3.00 per person.  
Children 12 and under FREE with paying Adult

**Dealer Tables - Operating Layouts - Contests - Door Prizes**

Dealer Tables \$10 ea [8 foot] & \$7.50 ea [6 foot]- Set Up 8:00 AM to 10:00 AM  
Contact: Frank Hermanek at (317) 487-6517

### Activity Schedule:

10:45 - CID Annual Meeting & State of the Division Report  
Clinics begin at 11:00 a.m. (3 scheduled)

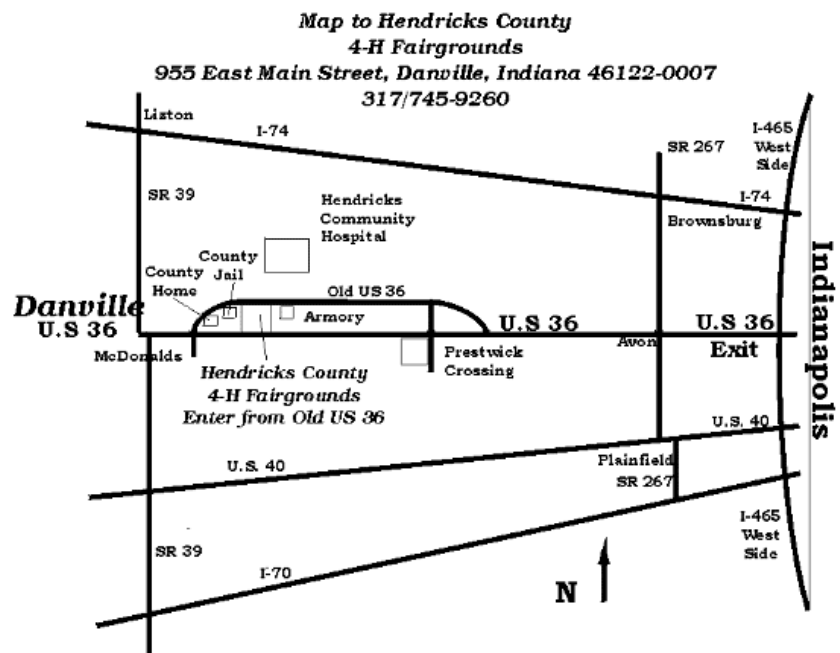
Photo, Slide & Model Contests & Displays - All categories

### Popular Vote Contest Favorite Structure



Note: You do not have to be an N.M.R.A. member to enter a model in the contests. You do need to be an N.M.R.A. member for AP point judging.

**Door Prizes - good at any dealer present on this day only**



## Achievement Program Moment

By Bill Myers

No need to come down off that Holiday High after Christmas if you set a couple of goals before hand. Plan to use a little time reviewing your winter modeling projects to include some goals in accomplishing NMRA Achievement Program projects before hand. Take a look at the planned track layout, or even your present layout, and compare your plans with the requirements of the Model Railroad Engineer - Civil, and/or Electrical. Are you on the right path to these goals? Can you make a few changes or additions and meet the requirements of these programs? Are you scratch-building some motive power, cars or buildings? Check to see if you are on the right track to getting sufficient contest or merit points to count towards certificates in those areas.

While you are evaluating these things, look at your present layout. It might qualify for the Golden Spike Award just as it is now, or a few easy and quick changes might bring that certificate on the way to your train room wall.

Hey, this program is a lot easier than you might think. I have two certificates on my wall and if I can do it, anyone can. I am here to help you. You can get all kinds of information on the Achievement Program from the NMRA web-site, or you can call, write or e-mail me for help. I will meet with you, evaluate your layout and guide you in preparing the paper work necessary to submit your qualifications. My address is 5908 E. 169th Street, Noblesville IN 46060-6921, my phone is 317-773-7159, and my e-mail is bmyers31@aol.com. Look for my Achievement Program Display at the Noblesville and Danville meets and at the Twenty-Oh-Oh-One Convention.

BILL MYERS,  
CID Achievement Program Chairman.

---

## NMRA Website Beginner's Page

The national NMRA website has a new feature. It is a series of pages designed for the beginner called the **Beginner's Page Project**. Seeing the need for making basic information readily available for the new modeler, a group of national web page volunteers joined together and created this special section of the NMRA on the Web.

With the cooperation of Bill Schaumburg of *Railroad Model Craftsman* magazine, permission was granted to

## Specializing in HO & N Scale Trains

Lionel and MTH

Operating Layout



(Formerly VARRY TRAINS)

6742 E. Washington Street  
Indianapolis, IN 46229

**(317) 375-0832**

Hours:

Mon.-Sat. 10:30 AM to 6:00 PM  
Sunday Nov.-Jan. 1:00 - 5:00 PM

- Locomotives
- Cars
- Brass
- Detail Parts
- Scenery Compounds
- Building Kits
- Craftsman Kits
- Plastic, Wood Materials
- Paint
- Books
- Magazines
- Vehicles
- Circus
- Mugs, Posters
- Tools
- Air Brushes
- Cements
- Lubricants
- Track and Accessories

use three beginner's articles written in the 1980s by the CID's own Roger Hensley as the basis for the new section. With the talents of these volunteers and with additional articles from several MMRs, the pages were complete enough to go live just in time for Christmas Day. Elapsed time: 29 days.

Some of the topics covered in the section are The Introduction, Safety, Why Model Railroad, Track Basics, Wiring Basics, and Scenery & Structures. Under the heading of Scales & More, they cover Scale & Gauge, Clearance & Grade and Purchasing Model RR Equipment. There is also a series on wiring a basic layout and expanding it with track plans. A supplemental page outlines how to build the table to go along with the track plan. Other items include Foam Scenery, ground throw installation and scratchbuilding structures as well as an interview with Mary Miller, MMR.

Since then the site has been growing slowly with additional pages on troubleshooting, DCC, couplers and modeling sources. So, stop by and take a look and see what your fellow members are doing to support the hobby and assist the newcomer.

<http://www.nmra.org/beginner>

## Noblesville Model Contest

### Favorite Gondola – 5 entries

- 1st** Ron Lane - Columbus
- 2nd** Al Askerberg - Columbus
- 3rd** Ron Lane – Columbus (Am Flyer)
- 4nd** Charles Malinowski - Carmel
- 5rd** Bob Morrison – Columbus

### Favorite Train – 3 entries

- 1st** Trevor Jones – New Palestine  
LMS N Scale
- 2nd** James Treep – Carmel  
NYC 1941 Marx Tinplate  
(received for his first Christmas)
- 3rd** Bob Morrison – Columbus  
Rock Island train

---

The following contest only had one entry meaning there was no contest. However, it was so good that it deserves mention.

### Diorama - 1 entry

Ron Lane - Columbus  
Circa 1920's schoolhouse - scratchbuilt  
Ron's father attended this schoolhouse. They visited it together and took pictures and measured it. A photo of it is on the CID website at <http://cid.railfan.net> in the Meet Photos section.

### Structures, On line – 3 entries

- 1st** John Munson – Indianapolis  
Milwaukee Road Octagonal Watchman's Tower - scratchbuilt
- 2nd** John Munson – Indianapolis  
Sand House & Tower  
scratchbuilt
- 3rd** John Munson – Indianapolis  
Station building  
Scratchbuilt
- HM** John Munson – Indianapolis  
3 scratchbuilt sheds

## Noblesville Photo Contests

### Color Slide - Prototype

- 1st** Paul Brown  
"BNSF Autorack train"  
(taken at the Continental Divide)
- 2nd** Charles Malinowski  
"PM 1223-2" " (Pere Marquette steam)  
PM1223 at Grand Haven, MI - 5/88
- 3rd** Charles Malinowski  
"PM 1223-1" (Pere Marquette steam)  
Head on shot of PM1223 - 5/88
- HM** Bob Morrison  
"Madison Switcher"  
switch engine at North Vernon, IN

### Color Photo - Model

- 1st** Matt Hewitt  
"Another day, another load"  
Hopper dumping load at Clifton Mine.
- 2nd** Matt Hewitt  
"Retired and loving it"  
Old men looking in tree with a Shay in the background

---

## So you want to be a Trainmaster

About the time you receive this *Rusty Spike*, you will receive this year's CID election ballot in the mail. You will notice that there are three people running for the two positions. That is good news, but might seem to limit who can be board members. There are other ways to become active on the CID Board without running for election and committing to two years. There are a number of appointed Affiliate Trainmasters as well as committee members and chairs. Affiliate Trainmasters are appointed for a period of one year and committee members can serve for almost any period of time.

Why tell you this? Over the years we have been most fortunate to have some good volunteers serving our division. Most of them started by volunteering to do something that they really wanted to try, such as working with clinics or contests, helping with a layout tour, writing for the *Spike* or working the registration table at a meet or convention.

You have something to share with your fellow members and with the hobby. So, why not earn a few AP Volunteer points and find that there is great satisfaction in working with your friends to keep the CID alive and well. Drop a line to or call any of the board members or those listed on page 2 and see what you can do.

*Roger*

## **NMRA Web Site (continued)**

What is this fairly new program Modeling with the Masters all about? These answers and more are available.

The Standards and RP's, plus C&I and DCC information is all available on the Technical Department page. There are pages telling you all about the Kalmbach Memorial Library and its programs, the Publications Department and what they have available. The largest Links page of Model Railroading and prototype railroading is on the NMRA site along with links to the various manufacturers and other information. There isn't a program available or a department that exists in the NMRA who doesn't have information on the NMRA Web Site.

How do I reach the NMRA Web Site you ask? Point your browser at: <http://www.nmra.org>.

If you like what you see, and I'm sure you will, drop the NMRA Webmaster a line at [web@hq.nmra.org](mailto:web@hq.nmra.org) and ask him to thank all of the member volunteers who write up and host the NMRA Web Site.

*Jack Pettee*

**Page Six**

**Pike Ads**

**Removed**

## Model Railroading "Research" on today's railroading By Tom Cain

Why would someone in Central Indiana, choose to model a railroad that does not operate in the state of Indiana? For me the answer is that I grew up in the state of Kansas where the Santa Fe railroad ran through my home town. It also captured my interest, as it was one of the super railroads of that state. As many of us know, model railroading is one way of re-living that golden era of railroading and it also allows us to be a little nostalgic about our younger years. The Santa Fe Railroad is certainly one of the most exciting railroad from past years, and as the Burlington Northern Santa Fe, it is one of the most exciting railroads of today. Its high priority treatment of some trains today equals the same level given to passenger trains such as the Super Chief of the past.

Currently I and two of my friends "operate" my model railroad in two separate eras. Six months of the year we run trains of the mid 1950's which allows us to run first generation diesels and some "end of steam" era locomotives. Then the other six months of the year we run the locomotives and rolling stock of today's BNSF. The hobby shop loves this as we end up buying locomotives and rolling stock from two separate eras!

When it comes to researching the early era, we rely on books, magazines, and the Santa Fe Railway Historical & Modeling Society along with other resources. Researching today's railroad is something that we get to do on our own. So, we go railfanning! In May of 2000, Paul Brown and I went to Illinois to do some of this "research." This was a one-day trip with us arriving at Willow Springs, Illinois at 8:45 AM. This is in the outskirts of the Chicago area close to the eastern end of the original Santa Fe route. We also spent some time near Lemont, which is a little further down the line at milepost 25. We saw seven trains in these areas, including two local trains that still operate with a caboose on the end of the train. Four other trains were intermodal trains made up of intermodal containers or trailers on flat cars. When looking for good railfan locations we always try to find pleasing and interesting visual spots and always position ourselves on the south side of the track for the best lighting for photos. In the few instances when Santa Fe tracks run north and south, we pick the side of the tracks with the sun to our backs depending on the time of the day. It is also to our advantage if we are within a few miles of defect detectors as our scanner will then tip us off if a train is coming. Grade crossings a few miles in either directions also help give us a warning as we can hear the locomotives blowing their horns for those crossings.

After lunch we headed west. We decided to try the Reading and Ancona area. We started at Reading, Illinois and set up near milepost 94 on the west side of the tracks. There is a county highway maintenance facility there and one of the workers gave us permission to put our cameras up on

some of their piles of recycled asphalt just off the tracks. The tracks are very close to running from north to south at this location. We had likely missed several trains during our drive to this location but that was quickly over. We noticed that the signal light for eastbounds had turned green but now we also heard a defect detector at mile post 89.9 signaling a westbound. In about two minutes it was confirmed visually, we were going to have a meet right in front of us! The first train to arrive was the eastbound train, which was truly a hotshot train. It had 9 locomotives pulling 42 trailers on flat cars and spline cars! We are pretty sure that not all locomotives were powered up, but it was flying! The locomotives included just about all the paint schemes of the BNSF and had a CP Rail and LMX leased unit in there as well. It was led by Warbonnet 517. Just as it was mostly by, the westbound was here. There was about a 30 second differential or less. This train was led by four BNSF Heritage units and was all pigs and it was flying by as well. We got photos and video. The video was not professional quality but the excitement of seeing nine locomotives on one train screaming by was not lost.

Our excitement was not over yet. We now heard on the scanner that there were three westbound trains, and the second was a priority train that they were going to bring around the first train. We were about a mile from a crossover and within 25 minutes a westbound train appeared from the East and stopped about a half-mile north of us before it reached a grade crossing. It was on the North track also referred to as "Main One," five minutes later, the priority train came by westbound on the South track, known as "Main Two." This was a double stack train with trailers on flat cars on the end. Shortly after it went by, the first train started up and proceeded past us. We experienced as much excitement in 40 minutes as you could hope for in a day.

We later decided to move a couple miles west to Ancona as this time in the afternoon would give us good lighting for the inside of the Ancona curve. We set up right at a local highway grade crossing, which is right at the milepost 96 marker. We saw one westbound and two eastbound trains at this location. This curve is super elevated (banked) which means it is a full speed curve and it is exciting to see trains come through here at a good speed.

Our "research" had gone well today. We saw fifteen trains and 48 locomotives on this day. There had been trips where we had seen more trains, but few trips can compete with high-speed meets, and run-a-rounds by priority trains. Our decision to model the Santa Fe Railroad is strongly reinforced by what we have seen today. At this point you might be ready to say to me, "Tom, the Santa Fe railroad is gone, its the BNSF!" And I would have to reply that just as the Atchison, Topeka, and Santa Fe railroad was always referred to as the Santa Fe. I just carry that logic to the Burlington Northern and Santa Fe railroad. LONG LIVE THE SANTA FE!

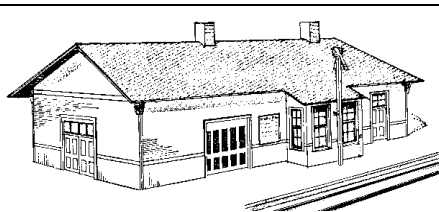
P.S. Nine of those locomotives were still carrying their original ATSF red and silver Warbonnet paint.

**Page Eight**

**Pike Ads**

**Have Been Removed**

## The Depot



### Hoosier Connection 2001

The last time, I told you about some of the layouts. I want to go on record as saying that we don't have to take a back seat to any division anywhere when it comes to the quality of our modelers and clinicians! We have 'knock your sock off' layouts and we have clinics given by people who know the subject and are willing to share what they know and do it well.

Do we have modelers here? Absolutely! The layouts show it and the quality of the models in our Meet contests are right up here with some of the best. We have scratch-builders and kit-bashers in all areas and categories. What don't we have then? We don't have the 'Name' modeler that draws the crowd. Because of that one thing, our talented and skilled people often get overlooked. Sad, but true.

However, we have the opportunity to hold a convention here both for ourselves and the rest of the folks in the Midwest Region that is second to none. We have the clinics and the layouts and the location. We have two very good prototype tours and a chance to take a look at some of the rolling treasures at the Indiana Transportation Museum. We have a great Railfan slide show on Friday night along with the Layout Planning clinic. Operating Sessions and layout tours, clinics and the Company Store, the Banquet and the Auction and the MWR Board Meeting on Sunday morning. We will also have the 'Open to the Public' Train Show and Meet on Sunday as well. It's all here including the NMRA President who is scheduled to give a clinic on the NMRA and the reservations are now coming in.

The Auction? Ah, this isn't like the CID Auction. In this auction, you get the money after the MWR takes a cut. This is the one where you bring in those things that you hope will become someone else's treasure and see what you can make out of them. And, of course, you hope to pick up for a song that little treasure that you just spied. The auction starts off as a silent auction where people go around and enter their bids on a sheet. That becomes the opening bid when the auction goes live. They tell me that the auction is great fun for all. It is the last item of business on Saturday night.

Earlier on Saturday night is the Banquet followed by the awards ceremonies. After the judging of the photo and model contests throughout the day, this is the place you'll see whether or not that fantastic looking model was as good as you thought.

All in all, by the time the auction is over, you will have had a full day and a half of activities and Sunday still can hold more with the Train Show, MWR Board meeting and the Sunday Layout Tours.

Getting excited yet! I hope so. I know that I am. And I am looking forward to it! As they say on the game show, "Come on Down!" and we'll have a great time.

<http://cid.railfan.net/connect.html>

### Call for Volunteers

With the hosting of the Midwest Region Spring convention here in the Central Indiana Division, there are a number of needs to be filled during the two and a half days of the convention. We would like to have a number of volunteers who are coming to the convention to give us a couple of hours each to help out. Some of the needs are the Registration Desk, which needs to be manned during the open hours of the convention, the Auction, contest room and Information Desk. In many cases it will just be a matter of answering a few questions for visitors, handing out materials or just watching over the items brought in for the auction or checking them in and helping with the paperwork or perhaps the Company Store.

Your officers and board members will be available at the Danville Meet to answer your questions and accept volunteers. Give this some thought and if you feel that you can spare a couple of hours for us, please let us know who you are and when you might be available.. Contact info may be found on page 2.

*Roger*

**The very latest information on the Hoosier Connection 2001 can be found at**  
<http://cid.railfan.net/connect.html>

**Rusty Spike Vol. 31, No. 2**  
**© Copyright 2001**  
**Central Indiana Division,**  
**Midwest Region, N.M.R.A.**

## **Mailer Page Ten**

These Commercial advertisers support the *Rusty Spike* with their advertising.  
Your patronage is appreciated.

### **Big Four Hobbies**

1005 East Main St.  
Plainfield, IN 46229  
(Across from PSI - 6 miles West of Airport on US 40)  
Ph. (317) 837-1024

### **Columbus Area RR Club**

President: Matt Ahlbrand  
P.O. Box 2653  
Columbus, Indiana 47202-2653  
(Foxes Den, Camp Atterberry)

### **La Belle Woodworking**

Jim Wilhite  
6509 South SR 67, Ste B  
Pendleton, IN 46064  
Ph. (765) 778-7788

### **Rocky's Train Corner**

W.L.Rocky  
419 W. 3rd Street  
Peru, IN 46970  
Ph. (765) 472-2164

### **Train Central**

Wayne Maple  
6742 E. Washington Street  
Indianapolis, IN 46229  
Ph. (317) 375-0832