



- - Directory - -	
Trustee Election.....	Pg 2
Whitewater Valley & Map	Pg 3
Danville Contest Report	Pg 4
Hermanek Statement	Pg 5
Paper Valley 2000.....	Pg 5
Clinics for Bedford & Terre Haute	Pg 5
Contest Report continued.....	Pg 6
St & RPs- Running together	Pg 7
The Depot	Pg 9

- Division Schedule -

August 13, 2000 (Sunday) – Connersville, IN

Whitewater Valley Railroad Trip – (See Page 3 for details)

Come, ride the train with us from Connersville to Metamora, eat, visit the shops and return. Train departs at Noon Sharp – Be there!!



September 30, 2000 (Saturday) - Bedford, IN

Bedford National Guard Armory, 2020 19th Street

Dealer Show & Meet - 11 AM to 3 PM

Dealer Tables - Operating Layouts - Clinics and Photo, Model and Popular Vote Contests

Admission - \$3.00 per person (children 12 & under free with an adult)

For more information or tables call: Bill Litkenhous at 812-275-3634

November 4, 2000 (Saturday) - Terre Haute, IN

Terre Haute National Guard Armory, 3614 Maple Ave

Dealer Show & Meet - 10AM to 4 PM

Dealer Tables - Operating Layouts - Clinics and Photo, Model and Popular Vote Contests

Admission - \$3.00 per person (children 12 & under free with an adult)

For more information or tables call: Jim Nolan at (812) 268-6667

January 28, 2001 (Sunday) - Noblesville, IN

Hamilton County 4H building - 2003 Pleasant Street, Noblesville IN

For more information or tables call: Larry Gilbert at (765) 779-4039

March 18, 2001 (Sunday) - Danville, IN

4H Building, Hendricks County Fairgrounds

For more information or tables call: Frank Hermanek at (317) 487-6517

Friday, Saturday and Sunday, April 27, 28 & 29 2001

Hoosier Connection twenty-oh-one N.M.R.A. **Midwest Region Spring Convention**

Hamilton County 4H Expo Center - 2003 Pleasant Street, Noblesville IN

Layouts and Modules on site for viewing - Layout Tours - Clinics - Contests - Prototype Tours & much more...

For more information call: Larry Gilbert, Chairman, (765) 779-4039 or visit <http://cid.railfan.net/connect.html>

- Extra Board -

September 30 – October 1, 2000 – Kaukauna, WI – Paper Valley 2000

Midwest Region Mini Meet/Winnebagoland Division Fall Meet (see Page 5 for details)

October 7, 2000 – Highland, IN

Bi-State Railroad Show (Not a Swap Meet)

Co-sponsored by the **Calumet Division/NMRA, and Ridge Model RR**

9 a. m. to 5 p. m. - Lincoln Center Field house, Highland, Indiana - Admission \$3.00

Operating layouts and displays. Space still available for module or portable layout displays.

For information please contact:

Mr. James Pink, Paymaster - Calumet Division, 13559 S. Laramie, Crestwood IL

Phone: 708-389-7147 - Email: jpink@mcis.bsd.uchicago.edu

**Specializing in HO & N Scale Trains
Lionel and MTH
Operating Layout**



(Formerly VARRY TRAINS)

6742 E. Washington Street
Indianapolis, IN 46229
(317) 375-0832

Hours:

Mon.-Sat. 10:30 AM to 6:00 PM
Sunday Nov.-Jan. 1:00 - 5:00 PM

- Locomotives
- Cars
- Brass
- Detail Parts
- Scenery Compounds
- Building Kits
- Craftsman Kits
- Plastic, Wood Materials
- Paint
- Books
- Magazines
- Vehicles
- Circus
- Mugs, Posters
- Tools
- Air Brushes
- Cements
- Lubricants
- Track and Accessories

Midwest Region Trustee Election

At the end of this year, the MWR Trustee will be elected. The Trustee is actually a national N.M.R.A. office and as such, all N.M.R.A. members living in the region will have a vote. You do not need to be a member of the region to vote for the region Trustee. You should see the official Bio's printing in the NMRA Bulletin in the December Issue.

This year CID Paymaster Frank Hermanek is running for that office against the current MWR Trustee, Jack Pettee. I have asked both for a statement to be run in the *Rusty Spike* because I feel that it is important for the N.M.R.A. members in the CID to have as much information as possible early enough to make an informed decision. Both have responded and in strictly alphabetical order, Frank's statement will run in this issue beginning on page 5. Jack's statement will run in the next issue of the *Rusty Spike*.

A vote for this office is important to us all as the winner sits on the policy making board of your association.

Roger



COLUMBUS AREA RAILROAD CLUB, INC.

The Columbus Area Railroad Club is dedicated to serving all those interested in the preservation of railroad history through the use of modeling, photography, artifact preservation, and railfanning.

Regular monthly meeting are the first Thursday at 7 p.m.
Memberships are available.



Public Hours:

Second Saturday of the month
11:00a.m. to 5:00 p.m.
Free admission

Location:

Johnson County Park
Fox Den
6978 S. Cottonwood
Edinburgh, IN

Phone:

812-526-4855

The *RUSTY SPIKE* is the official publication of the Central Indiana Division, Midwest Region, National Model Railroad Association and is published at least five times a year just prior to meets. It is sent FREE to all N.M.R.A. members in the C.I.D. and non-members may subscribe for \$5 per year. Articles for publication are welcome for the benefit of the readers and the hobby but cannot be paid for. Submit articles for publication to the Editor and address changes or mailing problems to the Circulation Manager and advertising or advertising inquiries to the Assistant Superintendent.

Superintendent:

Bill Litkenhous
2509 Windwood Dr
Bedford, IN 47421
Ph. (812) 275-3634

Asst. Superintendent:

Larry Gilbert
6675 S. 200 E.
Markleville, IN 46056
Ph. (765) 779-4039

Editor:

Roger Hensley
602 E. 31st Street
Anderson, IN 46016
Ph. (765) 649-2367
rhensley@anderson.cioe.com

Circulation Manager:

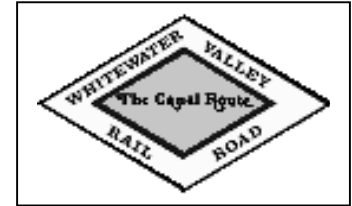
Jim Wilhite
4823 Buttercup Way
Anderson, IN 46013
Ph. (765) 644-1887

Publisher/Printer:

Paul Brown
9015 Ridgecreek Drive
Indianapolis, IN 46256-1196



**Central Indiana
Division N.M.R.A.**
<http://cid.railfan.net/>
Let's go to the



Whitewater Valley Railroad

August 13, 2000 (Sunday) - CID Division Outing

**Ride the Whitewater Valley Railroad with us
from Connersville to Metamora & back**

What: The Whitewater Valley Railroad operates vintage railroad equipment reminiscent of a time when railroad travel was the way to arrive at your destination refreshed and ready for adventure. The train takes passengers from Connersville, Indiana thru Laurel, Indiana, and on to Metamora, Indiana, an historic canal town with working grist mill, canal boat rides, horse and carriage rides, dozens of restaurants and eateries, and numerous crafts and goods shops.

Fare: Round trip - Connersville to Metamora - Adult \$14.00 Child [2-12 years] - \$7.00

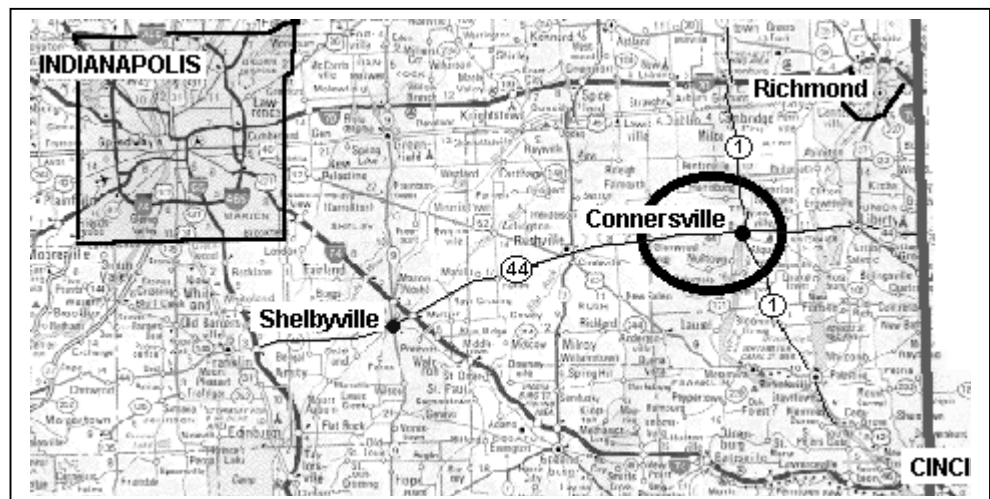
Time: The regularly scheduled train will run Sunday departing Connersville at 12:01 p.m. rain or shine. **We should meet there by 11:30 a.m.** in an effort to ride together for the trip. The train remains in Metamora for two hours, allowing a leisurely lunch, stroll, canal boat ride, carriage ride, grist mill tour, and site seeing.

Once again: We hold a summer activity with a railroad theme. Make plans now to come out and enjoy the company of your friends, modelers and railfans. If we can get 30 people or more, we may be able to get a coach to ourselves. We've picked the place. Now, you just need to supply yourselves, spouse, family and/or friends. The train leaves at Noon so you **must** be there before then. More information may be found on the Whitewater Valley website: <http://www.whitewatervalleyrr.org/>

From the North (St. Rd. 1) - Continue through the 1st stop light in Connersville (do not turn left) coming south alongside the railroad tracks. Follow the tracks for approximately 2 miles. The station is on the left. (You will drive past our new depot, now under construction. We hope to move to this depot by late 1999).

From the West (St. Rd. 44) - At the bottom of the steep hill just inside Connersville you will see railroad tracks. Do not cross! Turn right on Grand Avenue. Continue south 0.6 of a mile. (You will drive past our new depot, now under construction. We hope to move to this depot by late 1999). The station is on the left at the south edge of town.

From the South (St. Rd. 1) - Watch for "Veterans Memorial Drive" (By-pass south of Connersville), turn left, go west to St. Rd. 121, turn right on 121, then north 1/2 mile to station on right side of the highway.



Danville Model Contest Report

Rolling Stock - 2 entries

- 1st** Dennis Kirchmann, Cloverdale, IN
Fire Fighting Car (G Gauge) no proto road
Scratch Built -
82 points - Achievement material
- 2nd** James Canter, Greenwood, IN
Pacific Fruit Express Reefer (O Gauge)
Red Caboose Kit - Detailed/weathered/P48
"upgraded"

Locomotive - 2 entries

- 1st** Matt Hewitt, Anderson, IN
"Old Forney #4" (HO3)
Scratch Built Steam Engine
96 points - Achievement material
- 2nd** Doug Rolfe, Bloomington, IN
Indiana RR CF7 #200 (HO)
RailPower Products Shell and Chassis
Nice paint and decals
IRR Gray and Red Scheme

Structures -

- 1st** Raymond Baumann, Plainfield, IN
Water Tower (G) Rio Grande Southern
Scratch Built/Working (!) Uses to fill his
operating steam
86 points - Achievement material
- 2nd** Trevor Jones, New Palestine, IN
Grain Warehouse (N)
Kitbashed from Model Power Kits
Nice representation of Gloucester Docks,
England Circa 1900

Display - 3 entries

- 1st** Dennis Kirchmann, Cloverdale, IN
Operating vertical lift bridge (HO)
Scratch Built/Working model of a prototype
bridge - very impressive
100 point - Achievement material
- 2nd** Doug Rolf, Bloomington, IN
Rollins Sawmill
Fine Scale Miniatures Kit + additions
nicely built, weathered, and detailed
89 point - Achievement material
- 3rd** Matt Hewitt, Anderson, IN
Sid's Tavern
Scratch built/detailed/weathered
Matt brought this to show "how to" in his
clinic - entered it on a whim.
86 points - Achievement material.

Paul Brown's comments...

I was wrestling alligators trying to get done with the modeling contest. The general public did not know that the giant bridge was "in" the contest, so it received no "Peoples Choice" votes. I discussed that with Dennis K. (the bridge's owner) and he was fine with that. This was the best (quality and quantity) Model Contest I have ever had the pleasure of judging. I usually start at about 1:00 - 2:00 and have plenty of time to get done. I started at 10:30, with a break to do my slide show and gobble a hot dog, and didn't finish until about a half hour after the show was over! (should have skipped the hot dog <Grin>) Wow!

Thanks to Jim Wilhite and Larry Gilbert for the help!! Lots of scratch built and craftsman kits. Three Achievement Award level models, and one third place at 86 points, plus the Fire car, and the Water tower that with just a little more detail and documentation, would also be AA winners. Please note that "Conformity" is a big point getter in the contest now, and it is the one area that most leave out! The most points that can be awarded without any documentation (conformity) is 15, while this section is worth 25. With no documentation, point awards are seldom above 10. This will kill most Achievement Award chances. Great job, gang!

Danville Photo & Slide Contests

Photo Contest

- 1st** Doug Rolfe
"Chessie Steam Special"
Chessie #2101 Richmond, IN
- 2nd** Lawrence G. Shirley Jr.
"Christmas at the Depot"
Franklin In. Depot
- 3rd** Lawrence G. Shirley Jr.
"Out in the Country"
South B. Coal drag

Model Photo Contest

- 1st** Matt Hewitt
"Day Dreaming"
Looking on as 2-4-4 passes by.
- 2nd** Matt Hewitt
"End of Day & Almost Finished"
Unloading goods from Box Car on
the Naptown & White River RR.
- 3rd** Lawrence G. Shirley Sr.
"Outdoor Garden Railroad"
by the flower garden.

(Continued on Page 6)

Paymaster Hermanek Vying for National Trustee

Those of you who have attended any of our Meets over the last couple of years will recognize me as the white hair guy, sitting at the front door, collecting your entrance fees. I'm Frank Hermanek, I've been elected by you to serve as your Division's Paymaster. This isn't a particularly glamorous job, don't have to make any monumental decisions, just have to be able to balance a checkbook and try to keep us in black ink. We, the Division, have been very fortunate in this respect – we are financially and structurally very healthy. The same cannot be said of other Divisions in the Association or, looking at the overall picture, even some Regions.

What I'm leading up to is: the CID is a "role model". We are a viable, strong and energetic entity with able leaders and a membership that actively supports and participates in its day-to-day operations and functions.

We are neither stagnant nor are we a "good old boys club". We are a collection of modelers who are awed by, and love trains. I do not believe that, outside the territorial boundaries of the CID, any of this is either understood or appreciated. To the point, I want recognition for the Central Indiana Division and its achievements. Recognition that is not currently afforded. To do this I want to be elected a National Trustee. I want to be an extension of the CID, I want to be its eyes and ears but most of all its voice. The Division has much to offer including dynamic leadership and the ability to get things done. From my observations these attributes have been sorely lacking at the Regional and National levels. However, to introduce our "culture", our way of doing things and getting things done, I need your assistance and your votes.

Therefore, I promise if elected, I will work to portray the best of the CID and gain for it the recognition that has been missing. Further, I will seek to implement our Board's winning philosophy and point the NMRA in a new direction. A direction that will include active participation by both our Division and Region in the daily operations of the NMRA. I will address sound financial management, membership growth, vertical and lateral communication and lastly - timeliness of the Bulletin. I will not cater to "special interest groups" or become part of the "in crowd". Lastly, if elected, I will serve my full term and not seek higher office.

Frank Hermanek

Paper Valley 2000 Midwest Region Mini Meet/ Winnebagoland Division Fall Meet

September 29 and October 1, 2000
Fox Valley Greyhound Dog Track
Highway 55 at Highway 41, Kaukauna, WI
Operating session: Friday Sept. 29 at 7:00 p.m.
Hours: Sat. Sept. 30 - 8:00 a.m. to 3:00 p.m.
Sun. Oct. 1 - 9:00 a.m. to 2:00 p.m.
Clinics: Sat. 8:30 a.m. to 2:30 p.m.
Contests: both Region and Division will be held
Layout Tours: Sat. 1:00 p.m. to 5:00 p.m., local
Sun. 11:00 a.m. to 2:00 p.m., Oshkosh & Fondulac
Dinner: Happy Hour 6:00 p.m. - Dinner 7:00 p.m.
Sat. at Liberty Hall located on Eisenhower at
Highway CE East of Highway 441
Speaker: Jim Kelly, Managing Editor of Model
Railroader. There is only room for 120 at Dinner

Fares:	Before 8/1/00	After 8/1/00
Full Fare	\$22	\$26
Non-rail (Full)	\$17	\$21
Children under 8	Free	Free
Banquet only	\$16	\$16

For the Family: there is a car show Friday night and on Sat. there is Appleton's Family Octoberfest downtown with a craft market on Lawrence College campus.

Contact:

Paper Valley 2000
PO Box 2501
Appleton, WI 54912-2501
Phone: 920-735-0521 or e-mail:
trainstractors@aol.com

Clinics for Bedford and Terre Haute

Bedford:

1. Ted Luce - "Painting brass locomotives"
2. Bob Frankrone - "Open Loads"
3. Jim Craig - "Slide show on the southern end of the Monon RR."

Terre Haute:

1. Dick Butters - "Tuning up axles and trucks."
2. Mike Nicoletti - "Digital Cab Control"
3. TBA

**Danville Photo & Slide Contests
(continued)**

Slide Contest

- 1st** Paul Brown
"Real Swift" - pair of BNSF's
through Kingman Pass AZ
- 2nd** Richard Wolff
"Streater IL" - Westbound FTR at
Vermilion River Bridge
- 3rd** Paul Brown
"Kingman Canyon" - #4709
BNSF stack train thru AZ
- HM** Richard Wolff
"Houliman Curve" - WB ATSF
super fleet-Piggyback

Page Six

Pike Ads

Removed

**Visit the
Central Indiana Divison Website
<http://cid.railfan.net>**

Standards and RPs Q and A

Running Together

Hi Roger,

I am looking for some info about how to make sure that all my HO rolling stock are in gauge and are able to run together. I have an idea of what to look for but thought that there might be something written or a check list of some kind on the NMRA web page. I must be looking in the wrong spot or something because I haven't been able to find anything on this. If you could help in this matter it would be of great help to me. Thanks

Rick Hoffine

Rick, the RPs do contain much of the information that you are looking for, but if you go by some very simple rules, you won't have to work through all of them.

1) Get an NMRA gauge for HO. This one tool will let you check your wheel spacing, track gauge, turnouts, coupler height and clearances. It was designed to incorporate the Standards and Recommended Practices into one tool. With it you can easily check wheel spacing and wheel flange depth.

To help correct derailment problems, you can use the gauge to check wheels and, with another portion of the gauge, check your track and turnouts. For example, if your wheels are too close together and the track is too far apart, you can have derails. In Standard S-4 (Wheels) we use the terms Check Gage, Back to Back of Flanges, Tire Width and Flange Depth. None of that do you actually have to know if you have a gauge and learn how to use it.

2) Use wheel sets with an RP-25 contour. This works best with track conforming to S-3 (Track Work) and RP-11 (Curvature and Rolling Stock). Again, if you look for wheels with an RP-25 contour, you don't have to worry about what the Standard and RP actually says. Athearn, MDC, Kadee and other quality manufacturers make trucks and wheel sets that meet this specification. The old Tyco, Life-Like, Bachmann and Model Power starter set cars generally did not. The new Life-Like high quality cars have wheels that meet RP-25. Many of their older cars have wheels with deep, sharp 'cookie cutter' flanges. With all of that said, trucks and wheelsets can be changed and replaced with higher quality ones to correct problems.

3) RP-11 (Curvature and Rolling Stock) is a good RP to read anyway. It gives you a pretty good idea about what size car and locomotive will go around what radius curve according to your scale.

4) RP-20.1 (Car Weight) gives you a guide for weighting your cars for best performance when running a variety of different cars and wheels. It is a guide. You may be able to use less weight if your trackwork is very good and all of your cars have similar wheel sets and couplers. The important thing is to have a system. For HO, the RP-20.1 shows:

INITIAL SCALE	WEIGHT (Ounces)	+	ADDITIONAL WEIGHT per inch of car body length (Ounces)
HO	1	+	1/2
HOn3	3/4	+	3/8

In other words, 1 ounce minimum with an additional 1/2 ounce of weight per inch of car. A 6 inch car would weigh 4 ounces.

5) Use a Kadee type knuckle coupler. I also recommend buying a Kadee Coupler Height Gauge as well. Raise or lower your couplers to match this gauge and you will save yourself much heartache. You can shim trucks to bolsters to raise the car floor to raise the coupler. Kadee has small washers for just that purpose. Ah, lowering coupler height is a little tougher. The important thing is to get the height the same. The NMRA gauge is useful here, but the Kadee gauge is much better for their coupler.

I hope that you found this useful.

Roger

Spike Tips

by Jim Wilhite

I've mentioned before about using a #2-56 tap to thread the truck screw holes in Athearn car bodies for easy assembly. It saves on elbow grease and reduces the chance of splitting the screw boss.


While you have the tap in your hand, also thread the hole in the end for the brake wheel. This hole, or the brake wheel post, seems to vary in size from one kit to another. Some of them press right in while others won't go. Threading this undersize hole will make the brake wheel press in and hold without the need for glue.

Page Eight

Pike Ads

Deliberately left Blank

The Depot



Exciting Things are Coming

Yes! We have decided to hold a Midwest Region Spring Convention here in 2001. We prepared a proposal and Supt. Litkenhous took it to the MWR Board and they agreed.

This is exciting because we can bring in people from out of the division and region for clinics and to see our layouts and get a view of what the folks in the CID have to offer. We are working up a clinic list right now that includes Incoming NMRA President Allen Pollock, MWR Trustee Jack Pettee, Marvin Crim with a PennCentral slide presentation and Bob Frankrone with his Open Loads clinic. We also will have Matt Hewitt an outstanding scratchbuilder & scenery detailer and Ron Lane co-author of West Virginia Narrow Gauge with his Mann's Creek Railroad slide presentation. Bob Morrison will do his audience participation clinic, "Weathering with chinks" and we'll open Friday night with an Hour and a half Railfan Clinic by Pat Sweeney of the Railfans of Indianapolis. There'll be Andy Hauser and Mont Switzer and more! If you want to get in on this, give Jim Wilhite, myself or Asst. Supt Larry Gilbert a call.

Tom Cain is working on lining up layouts for layout tours in and around the Central Indiana area. We do have some first class layouts to see. There'll be things for the non-rail as well with craft shops to be seen and museums and Connor Prairie. And don't forget the Indiana Transportation Museum and organized prototype tours to be announced.

Auction? Will there be an Auction? Yes, the MWR holds an auction at the Spring Convention. It is different from our usual CID Auction as it is not for the CID's benefit. People will bring items in from all over the region. The Region takes a percentage with the seller getting the rest. The model and photo contests are run by the region with our help. There will be awards ceremony and NOW is the time to work on that model or models that you want AP points on. Get them ready because you won't have to travel far for this one!

There will be modules and portable layouts there as well and one of the most exciting parts is that we will hold it at the excellent 4H facilities in

Noblesville! This time we'll use it all! Many of you have been there and know that it is a first class facility.

For all of this we will need your help. We'll need people to help Frank at the Registration Desk, which will be manned all the time the Convention is open. We'll need help with Auction Room checking in items and generally watching things. A couple of hours of your time can help tremendously in many areas of the convention. So, if you plan on coming, see if you can work in an extra hour or so for volunteering. No, you won't get in free, but you will help your division and have our gratitude.

There will be much more about this as time goes on, but we can give a party here that everyone can enjoy!

Roger



Web News

There are some neat things happening for traction fans. Jack Grant of Anderson is building a website devoted to the Union Traction Company. He has done an outstanding job with it so far and it is well worth a visit. There is also Dave's Railpix with extensive traction photos of Indiana traction including some from Lew Shapiro's collection. And the last one I ran across was the Street Car Companies of Marion (city not county). All of these can be linked to from my Indiana Railroad Web Sites page. (Note the new URL at the bottom.)

Indiana Traction (Dave's Railpix)

<http://davesrailpix.railfan.net/odds/in/in.htm>

Street Car Companies of Marion, Indiana

<http://birch.palni.edu/~mpl/history/trolleys/timeline2.html>

Jack Grant's Union Traction History

<http://community-2.webtv.net/jjgrant/MyHistoryoftheUnion/?77,14>

Railroads of Madison County's new URL

<http://madisonrails.railfan.net/>

Roger

Rusty Spike Vol. 30, No. 3

© Copyright 2000

**Central Indiana Division,
Midwest Region, NMRA.**

Mailer Page Ten

These Commercial advertisers support the *Rusty Spike* with their advertising.
Your patronage is appreciated.

Big Four Hobbies

1005 East Main St.
Plainfield, IN 46229
(Across from PSI - 6 miles West of Airport on US 40)
Ph. (317) 837-1024

Columbus Area RR Club

President: Matt Ahlbrand
P.O. Box 2653
Columbus, Indiana 47202-2653
(Foxes Den, Camp Atterberry)

La Belle Woodworking

Jim Wilhite
6509 South SR 67, Ste B
Pendleton, IN 46064
Ph. (765) 778-7788

Rocky's Train Corner

W.L.Rocky
419 W. 3rd Street
Peru, IN 46970
Ph. (765) 472-2164

Train Central

Wayne Maple
6742 E. Washington Street
Indianapolis, IN 46229
Ph. (317) 375-0832