



- - Directory - -	
Regional Dues .....	Pg 2
Danville Meet & Map .....	Pg 3
Noblesville Contest Report .....	Pg 4
Clinics for Danville .....	Pg 4
CID Election Notice .....	Pg 4
Layout Tour.....	Pg 5
January Clinic Report .....	Pg 6
Streets - MWR Spring Convention .....	Pg 7
The Depot .....	Pg 9

**- Division Schedule -**

**March 19, 2000 (Sunday) - Indianapolis, IN**

**Indianapolis Layout Tour - 12:00 Noon to 5:00 p.m.**

**Map pickup location and layout descriptions - See Page 5**

**April 02, 2000 (Sunday) - Danville, IN - (See Flier on Page 3 and Clinic details on Page 4 )**

4H Building, Hendricks County Fairgrounds

**Dealer Show & Meet - 10 AM to 3 PM.** - CID Annual Meeting

Layouts, Clinics and Contests: Photo and Model - People's Choice Model Award (Popular Vote)

Clinics: Paul Brown - Slide Show

Matt Hewitt - Superdetailing a scene

Mark Quinn - Basic airbrush techniques

Admission - \$3.00 per person (children 12 & under free with an adult)

**For more information or tables call:**

Frank Hermanek at (317) 487-6517 or Roger Hensley (765) 649-2367

**July or August (Sunday)**

**Summer Activity - To Be Announced**

**September 30, 2000 (Saturday) - Bedford, IN**

Bedford National Guard Armory, 2020 19th Street

**Dealer Show & Meet - 11 AM to 3 PM**

Dealer Tables - Operating Layouts - Clinics and Photo, Model and Popular Vote Contests

**For more information or tables call:** Bill Litkenhous at 812-275-3634

**November 4, 2000 (Saturday) - Terre Haute, IN**

Terre Haute National Guard Armory, 3614 Maple Ave

**Dealer Show & Meet - 10AM to 4 PM**

Dealer Tables - Operating Layouts - Clinics and Photo, Model and Popular Vote Contests

**For more information or tables call:** Jim Nolan at (812) 268-6667

**- Extra Board -**

**May 5, 6 and 7, 2000 - Madison, WI**

**Lake Junction 2000 Midwest Region Spring Convention - additional details on Page 7**

Hosted by the **South Central Wisconsin Division**, Sheraton Hotel in Madison

Operating sessions, clinics, layout tours, contests, Live Auction, awards ceremony and much more!

**For More Information visit** <http://www.scwd-nmra.org> or contact:

Barb Rothwell, Registrar, P.O. Box 259052, Madison, WI 53725 or Phone: 608/835-3148

E-mail: [cwvtrails@execpc.com](mailto:cwvtrails@execpc.com)

<p>Attention Clubs - Notices of club open houses will be included in the Division calendar upon notification in writing. Deadlines for each Spike are six weeks prior to each Division meet. Send info to Roger Hensley (see page 2). Include club name, address, date and time of function. Also include name, address and phone number of sponsor or contact.</p>
---

## MWR DUES

Q) Well, my check found its way to HQ and the NMRA is taken care of. Now what is the deal with region dues? How much? Who gets the check? What's his address???

A) Well, if you paid \$32.00, that was the national dues. The Midwest Region has just become a dues paying region and it's dues are \$6.00 per year. The region has been struggling upon the lack of money for years depending upon the profit from the two conventions held each year. It hasn't been enough to even put out the Waybill newsletter which has fallen on bad times and shows it. The region has been bailed out several times by the WISE division which does pretty well with it's Trainfest held in Milwaukee each year. Everyone agrees that this can't go on. Unfortunately, the region hasn't done a very good job of explaining this to the membership partly due to the erratic nature of the Waybill.

Regional dues are optional, but you won't receive any communications from the region, Waybill or otherwise, or vote in region elections unless you do become a region member. In addition, you would not be able to attend a regional convention without joining. You do not have to be a region member to be a part of the CID, but you would have to join if you were to run for a CID office.


As far as the CID is concerned, an NMRA member living within the boundaries of the CID is automatically a member of the CID. Personally, I do suggest that people join the region. The more people who become members and actively interested in the region, the better off we will be in getting the region out of the rut and doldrums that it is in.

It is interesting that I have not seen it said exactly where you should send your money if you don't join through the national for \$38.00. My renewal said nothing about regional dues last year, but I paid it anyway through the national. You would send your MWR dues money to:

Treasurer: Dave Liesse  
23 Christian Ct  
Oswego, IL 60543

I will have MWR membership applications available at the Danville Meet or you may contact me and I'll send you one. (See address elsewhere on this page.) You can also just send it directly to Dave Liesse, but be sure to include your name, address and NMRA member number.


Roger Hensley



### COLUMBUS AREA RAILROAD CLUB, INC.

The Columbus Area Railroad Club is dedicated to serving all those interested in the preservation of railroad history through the use of modeling, photography, artifact preservation, and railfanning.

Regular monthly meetings are the first Thursday at 7 p.m.  
Memberships are available.



Public Hours:  
Second Saturday of the month  
11:00 a.m. to 5:00 p.m.  
Free admission

Location:  
Johnson County Park  
Fox Den  
6978 S. Cottonwood  
Edinburgh, IN

Phone:  
812-526-4855

The *RUSTY SPIKE* is the official publication of the Central Indiana Division, Midwest Region, National Model Railroad Association and is published at least five times a year just prior to meets. It is sent FREE to all N.M.R.A. members in the C.I.D. and non-members may subscribe for \$5 per year. Articles for publication are welcome for the benefit of the readers and the hobby but cannot be paid for. Submit articles for publication to the Editor and address changes, mailing problems and advertising or advertising inquiries to the Circulation/Advertising Manager.


**Superintendent:**  
Bill Litkenhous  
2509 Windwood Dr  
Bedford, IN 47421  
Ph. (812) 275-3634

**Asst. Superintendent:**  
Larry Gilbert  
6675 S. 200 E.  
Markleville, IN 46056  
Ph. (765) 779-4039

**Editor:**  
Roger Hensley  
602 E. 31st Street  
Anderson, IN 46016  
Ph. (765) 649-2367  
rhensley@anderson.cioe.com

**Circulation/Advertg. Mgr:**  
Jim Wilhite  
4823 Buttercup Way  
Anderson, IN 46013  
Ph. (765) 644-1887

**Publisher/Printer:**  
Paul Brown  
9015 Ridgecreek Drive  
Indianapolis, IN 46256-1196



# Central Indiana Division N.M.R.A. <http://cid.railfan.net/>

## Model Railroad Show and Meet Sunday - April 2, 2000

**Location:** 4-H Building - Hendricks County Fairgrounds  
Old U.S. 36 Danville, IN

**Time:** 10 AM to 3 PM

**Admission:** \$3.00 per person.  
Children 12 and under FREE with paying Adult

**Dealer Tables - Operating Layouts - Contests - Door Prizes**

Dealer Tables \$10 ea [8 foot] & \$7.50 ea [6 foot]- Set Up 8:00 AM to 10:00 AM  
Contact: Frank Hermanek at (317) 487-6517 or Roger Hensley (765) 649-2367

### Activity Schedule:

10:30 - CID Annual Meeting & State of the Division Report

### Scheduled Clinics:

**Paul Brown** - Slide Show , late steam and early diesel era of the Santa Fe.

**Matt Hewitt** - Superdetailing a scene

**Mark Quinn** - will repeat his clinic on "Basic airbrush techniques"

### Contests:

**Photo and Slide Contests**

**Model Contests &**

**Displays**

All categories

**Popular Vote Contests**

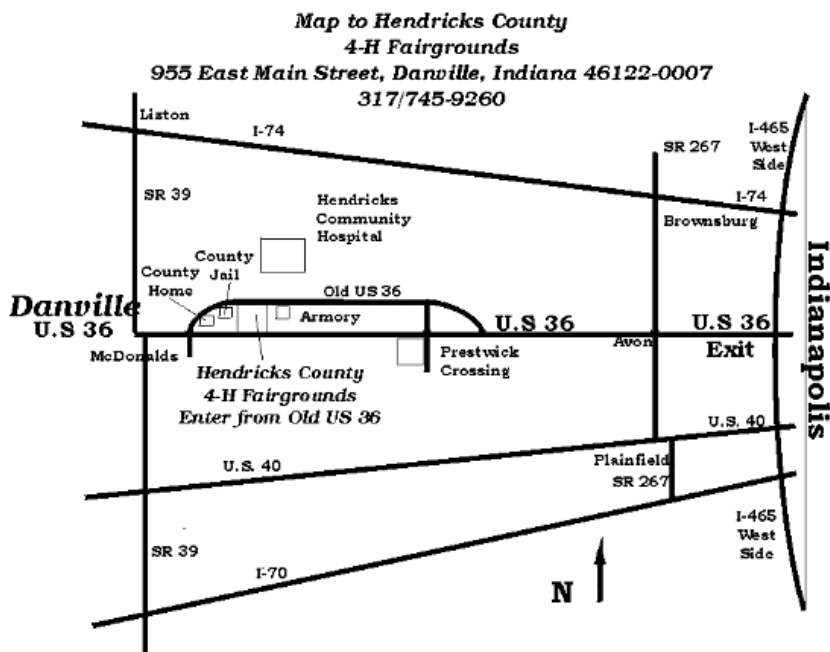
**Favorite Train &**

**People's Choice Award**

Note: You do not have to be an N.M.R.A. member to enter a model in the contests. You do need to be an N.M.R.A. member for AP point judging.

**Door Prizes -**

good at any dealer present  
on this day only



## Noblesville Contest Report

### Model Contest

#### Motive Power - 4 entries

**1st** Mike Toney, Kokomo, IN  
"London Transport" 1/32 Live Steam  
Over 100 hours construction time (Aster

Kit)

**2nd** Mike Toney, Kokomo, IN  
Private Road 2-6-2 logging loco - HO  
Nice paint & weathering (PFM Brass)

**3rd** Mike Toney, Kokomo, IN  
Norfolk-Southern SD40 - HO  
High hood conversion (Kato)

#### Hon Mention

(name missing)  
Reading C424 - HO  
(Atlas/Kato)

### Slide Contest

**1st** Paul Brown  
Snow at Abo canyon

**2nd** Bob Morrison  
Amtrak "The End"

**3rd** Bob Morrison  
"The Station"

#### Hon Mention

Paul Brown  
"Local in Arizona"

---

### Clinics for the Danville Meet By Tom Cain

1. Paul Brown will show slides from his collection of Tom Gildersleeves' slides of the late steam and early diesel era. Some slides show the early f-units in the famous red and silver Warbonnet paint scheme. The color and sharpness of these slides are amazing.

2. Matt Hewitt will do a clinic called "Superdetailing a scene". Matt enjoys building scratchbuilt structures and has won several first place awards in CID meets. He has an eye for detail and he is very creative in designing his scenes. He takes delight in finding everyday materials for his projects.

3. Mark Quinn will repeat his clinic on "Basic airbrush techniques". Mark has done custom paint jobs for other modelers and does an excellent job of simplifying the otherwise challenging task of learning about airbrush painting. His son, Jason Quinn, will have his custom painted UP #3593 which is a SD40-2 locomotive painted in the Desert Storm paint scheme. He will explain how he finished this interesting model.

## We went to the Great American Train Show

Just a brief note to say that a good time was had by all at both the November and January GATS shows. After an absence of several years the CID returned to GATS with a promotional table. Mike Nicoletti organized the volunteers to take the two days of the show in shifts. For the January show, we were able to get Chs. Malinowski's 'A-Door-Able' HO on a door layout side by side with the CID table.

The volunteers talked to a lot of people during both shows with Mike leading the way for us by showing us how to work in front of the table greeting people passing by. We signed up four new members at the November show with five others sending in their application later. It will be interesting to see the results of the January show. This also gave us the opportunity to promote our own meet the following week.

We will return to GATS again next season.

Roger

---

[www.nmra.org/library/](http://www.nmra.org/library/)  
[www.nmra.org/achievement/](http://www.nmra.org/achievement/)  
[www.nmra.org/directory/](http://www.nmra.org/directory/)

---

### CID Elections are Coming (by mail)

This is the year when we elect the majority of the CID Board. The Superintendent, Assistant Superintendent, Paymaster and Chief Clerk are all up for re-election. In addition, several Trainmaster positions are also up for election. There are only two carryover Trainmasters this year.

Ok, ok, you read that last time, but what I want to tell you now is that due to space limitations in this issue of the *Rusty Spike*, we will be mailing the ballot directly to you by First Class Mail. Included with the ballot will be Bios of the candidates. We want you to know something more about our officers and candidates than just their name. It is easy to assume that everyone knows everyone else and we wish it were true, but that just isn't the case as spread out as we are. We would also like to include pictures of the candidates, but pictures don't come out well using the method that we use in printing our own 'Spike' and ballots.

So, be watching for the ballot to arrive in the mail and please respond by the date indicated on the ballot.

Roger

## Layout Tour - March 19, 2000

By  
Tom Cain

This Layout Tour will be centered on the South and East side of Indianapolis. The maps indicating where the layouts are located will be provided by CID members in the parking lot at **Tom Metzler Hobby Center** at 7418 Madison Avenue. The layouts will be open for visiting as of 12:00 that day until 5:00 PM. The maps will be available at 11:30 that morning.

**The following layouts will be part of the tour.**

**Jack Simpson** will be showing his extensive HO scale layout which includes the Monon Railroad and also B & O and other Indiana Railroads. One of the outstanding features of this layout is its automatic block signaling. It also boasts great scenery and landscaping. If you would like a preview of this layout, refer to the cover of your December 1999 *NMRA Bulletin* and the accompanying article inside!

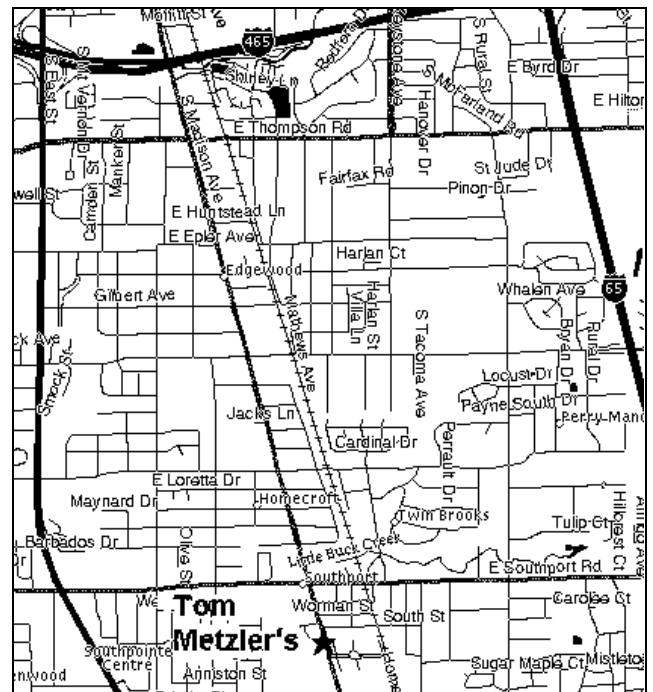
**Dave Petty's** layout is an N scale layout which features his own freelance railroad called the Midwest Central. This railroad is currently in the process of "purchasing" his former Bud lines Railroad which was his model railroad in a previous location. Dave wrote several articles about this railroad in *Model Railroader* magazine back in the 1970's. He has 500 feet of track with hidden staging yards that can hold 21 trains. The longest run of track is about 190 feet. He is able to operate 3 trains at one time and because of the era he has chosen, he operates both steam and diesel locomotives. He has chosen a specific date in time, June 6, 1954 to be represented by this railroad. Dave's layout is well scened and includes part of a typical Indiana town that includes about 55 buildings.

**Carl Tomamichel** will be showing his HO layout which depicts the New York Central and Pennsylvania Railroads. Carl's layout is 25' by 34' and runs throughout his basement. It is set in Indiana and includes some of the downtown Indianapolis area including the Union Station area. Much of the layout depicts typical Midwestern scenery with no grades or tunnels except when trains run from one room in the basement to another. The layout is completely operational and has complete scenery in some areas. Some of the layout runs along exterior walls and in some places the layout only comes out 12 inches from the wall and in some places it comes out 31 inches. Carl has built finished cabinets for storage under these parts of the layout. His railroad is set in the time period of 1945 to 1955 so he is able to operate both steam

and diesel locomotives. Because of this era he is also able to operate passenger trains.

The **Naptown and White River Club Layout** will be showing its large HO scale layout that has its own dedicated building. The club has been organized since 1966 and has been in this building since 1980. The building is 40'x60' and has a workshop in one end of the building. The layout has 400' of mainline track which is a single track with various passing sidings. The club uses Kurtz Kraft walkaround throttles with memory. The blocks are controlled with a conventional 6 segment rotary switches. It usually takes 5-6 members to operate the layout. The layout has a new dispatchers panel which they will be happy to show off! The era for this layout is 1958 to 1962 and It is set in Southern Indiana.

Robert Morrison, a member of the **Columbus Area Railroad Club** reports that the club is in the process of building 3 operating layouts. This includes layouts in N, HO, and G (Fn3) scale. The N scale layout will feature upper and lower mainline loops built into an "E" shape. The HO layout features two mainlines with two yards. There is almost a mile of track in the layout and it takes a train 10 minutes to make one circuit of the layout at scale speed. The G scale narrow gauge operation of the "Mann's Creek Railroad" is set in the prewar 1930's and features all hand laid track, ties, and switches. While all the layouts have operating trains the scenery work is just beginning. Please come and visit and watch the layouts being built before your very eyes!



**January Clinic Report**  
**By Tom Cain**

Thanks to Jim Wilhite for his clinic: "Do's and Don'ts of Soldering - Wires, Circuit Boards, and Brass." Jim provided some very interesting information on soldering techniques. We were all fascinated to see a resistance soldering unit in real life and the clinic participants really liked seeing Jim make the points of the soldering contacts glow red hot! I heard at least one modeler say I have to get me one of those resistance soldering set ups.

**Special Contests:** Roger Hensley and Tom Cain each displayed HO cranes as nice representations of Maintenance of Way equipment. Roger's crane was a Rivarossi model and Tom's was a Walthers model.

Tom Cain

**Page Six**

**Pike Ads**

**Removed**

---

**Central Indiana Division Website**  
**<http://cid.railfan.net>**

## Standards and RPs Q and A

### Street Widths

>Date: Sat, 6 Jun 1998 08:08:04 EDT

>Subject: HO gauge?help

Roger,

What is the proper width of a roadway in a small HO gauge town (main street and approaches) in the 50's era? I could find nothing on this point on the NMRA web pages. Is there one good width, or a span? I am looking for the roadway width in inches - so that I can get close to HO scale in my little 50's small town setting.

Ken Hawkins

Here in Anderson Indiana, each lane was about 12 feet wide. It was dependent upon the type of roadway (main street, residential or back country road, etc) but most business streets and highways were built at about 12 feet per lane. Earlier, in the twenties, roads were only about 20 feet wide total, so, if the portion of the town you wish to model was built in that era, a 20 foot roadway is fine.

If each lane were 10 feet wide, that would be 1 and 3/8s inch. So a two lane street would be 2 and 3/4 inches. 10 feet is what I use for the lanes of my city streets. Modern hiway lanes would be wider. Parking lanes would have been more narrow in the 50s, say 8 or 8 1/2 feet.

As a guide in HO:

8' = 1 1/8  
10' = 1 3/8  
12' = 1 5/8  
15' = 2 1/16  
20' = 2 3/4  
25' = 3 7/16

Around here, little has changed in the city streets since the late 40s. A few sidewalks have been removed to widen the lanes and a few streets have had major work done on them to add additional lanes, but the width still stands at about 10 to 12 feet per lane and most side streets are really about three lanes wide total. Small towns would have been this way as well. Some of the main streets in small towns actually had wider streets and also used angle parking.

Country lanes and county roads were much narrower back then, in some cases no more than 12 or 13 feet total. If you met a farm truck you were in big trouble. <Very Big Grin>

Part of the problem with all of this is that the width of streets and roads vary according to where you are and what the local street and hiway departments did. This is why there are no set widths for streets in any scale. You can calculate what you need according to your area and era.

By the way - Rather than calculate 3.5 mm equal 1 foot, I just used a scale rule and a regular ruler to change the actual scale feet into inches so the figures are not exact, but are very close. I highly recommend a scale rule. The one I have is a 'General' no. 1251. It's been well worth the money.

Oh, by the way, sidewalks in the business district were about 10 feet wide.

Roger

---

### The Lake Junction 2000 NMRA Midwest Region 2000 Spring Convention

May 5, 6 and 7, 2000 at the Sheraton Hotel in Madison, Wisconsin. Presented by the South Central Wisconsin Division You are invited to kick off the new Millennium at The Lake Junction 2000

Operating Sessions will have opportunities for new operators, as well as experienced on Friday evening. The Clinics on Friday, Saturday and possibly Sunday will include Bruce and Janet Chubb, Wayne Wesolowski, Allen Pollock and Connie Rudder.

Layout Tours from Z to G, some of the finest layouts you will find anywhere, many of which have been in hobby magazines. On Friday, the Prototype Excursion will spend a private Midwest Region Day at the Mid-Continent Railway Museum in North Freedom, WI. this will including a steam-powered ride behind No. 2 with ample photo opps and a behind-the-scenes look at the museum's collection. (An Extra Fare Item)

Also there will be the usual Model and Photo Contests, Non-Rail Program, Awards Banquet & Live Auction: For more information, contact:

Barb Rothwell, Registrar  
5667 Concord Drive  
Fitchburg, WI, 53575  
Phone and Fax: 608-835-3148  
E-mail: cvwrails@execpc.com


or visit <http://www.scwd-nmra.org/lj2k/index.html>  
[Registration Forms available at the Danville Meet]

**Page Eight**

**Pike Ads**

**Deliberately left Blank**

## The Depot



### Batting Clean Up

There were several other things I wanted to get in this *Spike* but space doesn't permit. So, I'll combine some things and cover them here.

**Noblesville** - The weather went bad on us, but not bad enough to stop us from holding the Noblesville Meet. In fact, the main roads were decent and only one of our dealers didn't make it. Ted Luce couldn't get there from Lafayette to give his clinic. Other than that, it went well! People seemed to stay around longer and chat with the dealers and look over the layouts. Jim Wilhite's soldering clinic ran overtime due to the interest in resistance soldering.

A couple of people with children left and then returned later for the auction and one man was seen carrying purchases out three times. It was a smaller crowd, but a friendly one. In fact, I even found some more 'little people' for my ECI. Al Askerberg and Chs. Malinowski brought in the On30 modular layout they're working on. Al's from Columbus and was a little late, but he made it.

Auction? Ah, yes, we had the auction and people waited or returned for it. There was a lot of goodies there and Paymaster Hermanek told me later that the things he expected to go high, didn't and much of the stuff he figured wouldn't go, brought in some good bids. That's the way with an auction. You never know. One item did go well. That was the Pacific Fast Mail Santa Fe 2-8-0. It didn't take long for the bids to rise on that. I understand that the new owner is delighted with his purchase. During the break, a Certificate of Appreciation was presented by Asst. Supt Gilbert on behalf of the Board to Mike Nicoletti for his efforts in setting up our return to GATS and his work at both GATS shows. An additional certificate was presented to Chs. Malinowski for his efforts to support and spread the hobby by building the 'A Door Able' HO on a door layout and making our meets with it and both GATS shows. It demonstrates what can be done without spending a lot of money, a little effort and a whole lot of fun.

Nicoletti and Myers took care of the Dining Car as our schedule change eliminated the 'Cloggers'. Oh, that's the other Nicolette and Myers. In this case definitely the better half (especially if you were

hungry. I think everyone had a lot of fun and my thanks to everyone who came. I do want to mention my cohort with the auction this year. The portable stage was set up and Tom Cain got right up there with me and we did our thing for the division.

**Danville** - The CID Annual Meeting will again be held at the Danville Meet this year. There are no major items up for attention or for voting, so this will be a '**State of the Division**' meeting. We will cover the last year's activities, our financial health and some things that we hope will excite everyone and make a great 2000/20001 modeling year.

**Achievement Program** - Please remember that the NMRA AP program is designed to help you become a better modeler even if you never want to go all of the way to MMR. Also, the **Golden Spike Award** is fairly easy to get when you have constructed a layout and it looks really good on the wall of the layout room..

Roger

---

The CID Website is at:  
<http://cid.railfan.net>

---

Riddle me this...  
By  
Al Askerberg

Where in Indiana was there a shortline RR that interchanged with four class 1 RRs and paralleled both a class 1 railroad and a traction yard making it suitable for modeling on a (wide) shelf?

Answer:

The Lake Erie and Fort Wayne in Fort Wayne was a subsidiary of the Wabash, ran along the Nickel Plate and the McKinley Yards of the Indiana Service Corporation traction company, and interchanged with the Wabash, NKP, PRR, and the NYC.

Anyone know of another great prototype in Indiana with a potential for modeling in a relatively small space?

Al

**Rusty Spike Vol. 30, No. 2**  
© Copyright 2000  
**Central Indiana Division,**  
**Midwest Region, NMRA.**

## **Mailer Page Ten**

These Commercial advertisers support the *Rusty Spike* with their advertising.  
Your patronage is appreciated.

### **Big Four Hobbies**

1005 East Main St.  
Plainfield, IN 46229

*(Across from PSI - 6 miles West of Airport on US 40)*

Ph. (317) 837-1024

### **Columbus Area RR Club**

President: Matt Ahlbrand

P.O. Box 2653

Columbus, Indiana 47202-2653

(Foxes Den, Camp Atterberry)

### **La Belle Woodworking**

Jim Wilhite

6509 South SR 67, Ste B

Pendleton, IN 46064

Ph. (765) 778-7788

### **Rocky's Train Corner**

W.L.Rocky

419 W. 3rd Street

Peru, IN 46970

Ph. (765) 472-2164

### **Train Central**

Wayne Maple

6742 E. Washington Street

Indianapolis, IN 46229

Ph. (317) 375-0832